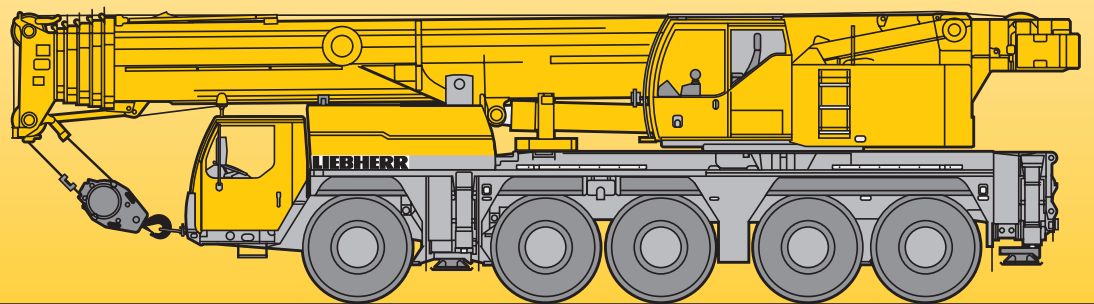


Mobile Crane Grue mobile




LTM 1160-5.1

Technical Data Caractéristiques techniques



LIEBHERR

Lifting capacities on telescopic boom Forces de levage à la flèche télescopique









85%

ft	ft												ft	
	43 ft	57 ft	72 ft	87 ft	102 ft	116 ft	131 ft	146 ft	161 ft	176 ft	191 ft	203 ft		
10	375	276	230											10
12	246	246	227	206	188									12
14	218	218	205	196	184	153								14
16	200	200	188	179	174	151	122							16
18	187	187	176	168	163	149	120	91.5						18
20	175	174	166	158	152	145	119	91	69					20
24	151	149	147	140	135	130	114	86.5	68					24
28	125	125	127	125	121	116	109	81	64.5	52.1				28
32	106	106	108	109	107	105	103	75.5	61	50.8	41.2			32
36			93	93.5	93	94.5	92.5	70.5	57.3	48.4	40.1	33.6		36
40			81.5	82	81.5	83	81.5	65.5	53.9	45.9	38.6	32.7	27.7	40
47			65	66.5	68.5	67.5	66	58.1	48.1	41.7	35.9	30.8	26.4	47
51				60.5	61.5	60.5	59.1	54.3	45.3	39.4	34.3	29.7	25.6	51
54				56.9	56.9	56	54.6	51.4	43.4	37.8	33.1	28.8	24.9	54
57				52.9	52.9	51.9	50.5	48.4	41.5	36.3	31.8	28	24.2	57
60				48.8	49.1	48.1	46.8	45.5	39.6	34.9	30.6	27.1	23.6	60
63				44.3	45.8	44.9	43.5	42.8	37.9	33.5	29.6	26.3	23	63
65					43.8	42.8	41.4	41	36.9	32.6	28.9	25.8	22.5	65
73					36.9	36.1	35	36.1	33	29.3	26.3	23.7	20.9	73
81						30.8	31.7	30.7	28.8	26.5	23.8	21.8	19.4	81
89						27.3	27.7	26.4	25.3	23.6	21.8	20	17.9	89
97							24.1	22.8	23	21.2	19.8	18.4	16.5	97
104							21.5	20.3	20.7	19.2	18	17	15.4	104
110								19.1	18.7	17.8	16.7	16	14.4	110
116								18	16.9	16.6	15.6	15.1	13.5	116
124									14.8	14.7	14.3	13.3	12.5	124
130									13.7	13.4	13.1	12.2	11.8	130
136									12.8	12.4	12.1	11.2	11.1	136
142										11.5	11.1	10.3	10.2	142
148										10.8	10.3	9.4	9.3	148
154											9.5	8.6	8.5	154
160											8.8	7.8	7.7	160
166												7	6.9	166
174												6	6	174
182													5	182

* over rear - en arrière

TAB 1625001 / 1625002





Lifting capacities on telescopic boom Forces de levage à la flèche télescopique

 43 – 203 ft

 360°
 70500 lbs
 85%

ft	43 ft	57 ft	72 ft	87 ft	102 ft	116 ft	131 ft	146 ft	161 ft	176 ft	191 ft	203 ft	ft
10	280	230											10
12	246	227	206	188									12
14	218	205	196	184	153								14
16	200	188	179	174	151	122							16
18	184	176	168	163	149	120	91.5						18
20	168	165	158	152	145	119	91	69					20
24	136	139	138	133	127	113	86.5	68					24
28	113	115	115	111	106	101	81	64.5	52.1				28
32	94.5	96.5	97	96	91.5	86	75.5	61	50.8	41.2			32
36		82	82.5	83	78.5	73.5	69.5	57.3	48.4	40.1	33.6		36
40		71.5	74	72.5	68.5	64.5	60.5	53.8	45.9	38.6	32.7	27.7	40
47		57.8	59.1	58.4	55.2	51.9	50.8	46.8	41.7	35.9	30.8	26.4	47
51			52.7	52.2	49.3	46.9	46.6	42.8	39.4	34.3	29.7	25.6	51
54			48.8	48.4	45.6	43.9	43.2	40.5	37.3	33.1	28.8	24.9	54
57			45.2	45	42.3	41.9	40.1	37.6	34.8	31.8	28	24.2	57
60			41.8	41.7	39.2	39.7	37.2	34.9	32.7	30.6	27.1	23.6	60
63			38.8	38.7	36.6	37.1	34.7	32.8	31.3	29.6	26.3	23	63
65				36.8	35	35.5	33.1	31.8	30.4	28.6	25.8	22.5	65
73				30.6	31.5	30.1	28.1	28	26	24.3	23.7	20.9	73
81					27.1	25.8	25.3	23.9	23.3	22.1	20.9	19.4	81
89					23.2	21.9	22.4	20.8	20.1	19.4	17.8	17.4	89
97						19.5	19.2	18.6	17.6	16.7	15.1	14.9	97
104						17.9	16.9	16.5	15.4	14.6	13.2	12.9	104
110							15.2	14.8	13.6	12.9	11.7	11.5	110
116							13.7	13.3	12.2	11.5	10.4	10.2	116
124								11.7	10.6	10	8.8	8.7	124
130								10.7	9.6	9	7.8	7.7	130
136								9.8	8.7	8	6.9	6.7	136
142									7.8	7.2	6.1	5.9	142
148									7	6.3	5.2	5.1	148
154										5.5	4.4	4.4	154
160										4.8	3.6	3.7	160
166											3	3	166

TAB 1625004






Lifting capacities on telescopic boom Forces de levage à la flèche télescopique

 43 - 203 ft

 360°
 46700 lbs
85%

ft	43 ft	57 ft	72 ft	87 ft	102 ft	116 ft	131 ft	146 ft	161 ft	176 ft	191 ft	203 ft	ft
10	277	230											10
12	246	227	206	188									12
14	218	205	196	184	153								14
16	198	188	179	174	151	122							16
18	177	173	168	159	143	120	91.5						18
20	156	158	157	144	132	118	91	69					20
24	124	127	121	114	108	100	86	68					24
28	101	103	99	95	88.5	82	77	64.5	52.1				28
32	83.5	84.5	83	79	73.5	69	65	59.9	50.8	41.2			32
36		72	70	66.5	62.5	58.9	57.8	53.5	48.4	40.1	33.6		36
40		62	60	57.5	54.2	53.8	50.3	47.2	44	38.6	32.7	27.7	40
47		47.2	47.7	45.6	45	43.2	40.7	39.2	37	34.5	30.8	26.4	47
51			42.4	40.6	40.9	38.5	37.1	35.6	33.6	31.4	29.7	25.6	51
54			38.9	37.5	37.8	35.6	34.5	33	31.7	29.9	28.3	24.9	54
57			35.5	35	35.1	32.9	32.5	30.9	29.7	28.1	26.3	24.2	57
60			32.5	32.8	32.5	30.6	30.5	29	27.7	26.3	24.4	23.4	60
63			30.1	31.1	30.3	29	28.4	27.3	25.7	24.5	22.6	22	63
65				29.8	28.9	28.1	27.1	26.2	24.5	23.3	21.4	21	65
73				24.6	24.2	24.3	22.9	22	20.4	19.3	17.6	17.2	73
81					20.2	20.5	19.5	18.6	17.1	16.1	14.5	14.2	81
89					17.2	17.2	16.4	15.7	14.4	13.5	12	11.7	89
97						14.6	13.7	13.2	12.1	11.3	9.8	9.6	97
104						12.8	11.9	11.4	10.4	9.7	8.2	8	104
110							10.7	10.2	9.2	8.5	7	6.8	110
116							9.6	9	8.1	7.4	6	5.8	116
124								7.8	6.8	6.1	4.7	4.5	124
130								6.8	5.9	5.2	3.8	3.7	130
136								6	5	4.4	3.1		136
142									4.2	3.6			142
148									3.5	2.9			148

TAB 1625011





Lifting capacities on telescopic boom Forces de levage à la flèche télescopique





ft	43 ft	57 ft	72 ft	87 ft	102 ft	116 ft	131 ft	146 ft	161 ft	176 ft	191 ft	203 ft	ft
10	250												10
12	223	210	206	171									12
14	196	197	195	169	139								14
16	169	170	167	153	135	111							16
18	147	149	143	132	121	105	83.5						18
20	128	130	123	112	107	96.5	82.5	62.5					20
24	99	99.5	93.5	89.5	82	75.5	70.5	61					24
28	76.5	78	75.5	71	65.5	62.5	59	53.7	46.8				28
32	57.6	62	61.5	58.2	54.8	53.4	49.4	45.9	43.7	37.4			32
36		49.1	51	48.7	48.5	45.3	43.2	41	37.7	34.8	30.6		36
40		40.5	42.3	41.8	41.9	39.2	38.4	35.7	34.2	31.9	29.4	25.1	40
47		29.9	31.7	33.4	32.9	32.7	30.7	29.5	27.4	25.9	23.7	22.9	47
51			27.4	28.9	29	29	27.4	26.1	24.2	22.8	20.8	20.1	51
54			24.7	26.2	26.5	26.7	25.2	24	22.2	20.9	18.9	18.3	54
57			22.4	23.9	24.1	24.4	23.2	22	20.3	19.1	17.2	16.7	57
60			20.3	21.7	21.9	22.3	21.3	20.2	18.6	17.4	15.6	15.2	60
63			18.5	19.8	20	20.4	19.7	18.6	17.1	16	14.2	13.8	63
65				18.7	18.9	19.3	18.6	17.6	16.1	15	13.3	13	65
73				15.1	15.2	15.6	14.8	14.2	12.9	12	10.4	10.1	73
81					12.3	12.6	11.9	11.4	10.4	9.5	8	7.7	81
89					9.9	10.3	9.7	9.3	8.3	7.4	6	5.8	89
97						8.3	7.8	7.5	6.5	5.7	4.3	4.1	97
104						7	6.4	6.1	5.2	4.5			104
110							5.4	5	4.2				110
116							4.5	4.1					116
124								3.1					124

TAB 1620014

Lifting capacities on telescopic boom Forces de levage à la flèche télescopique

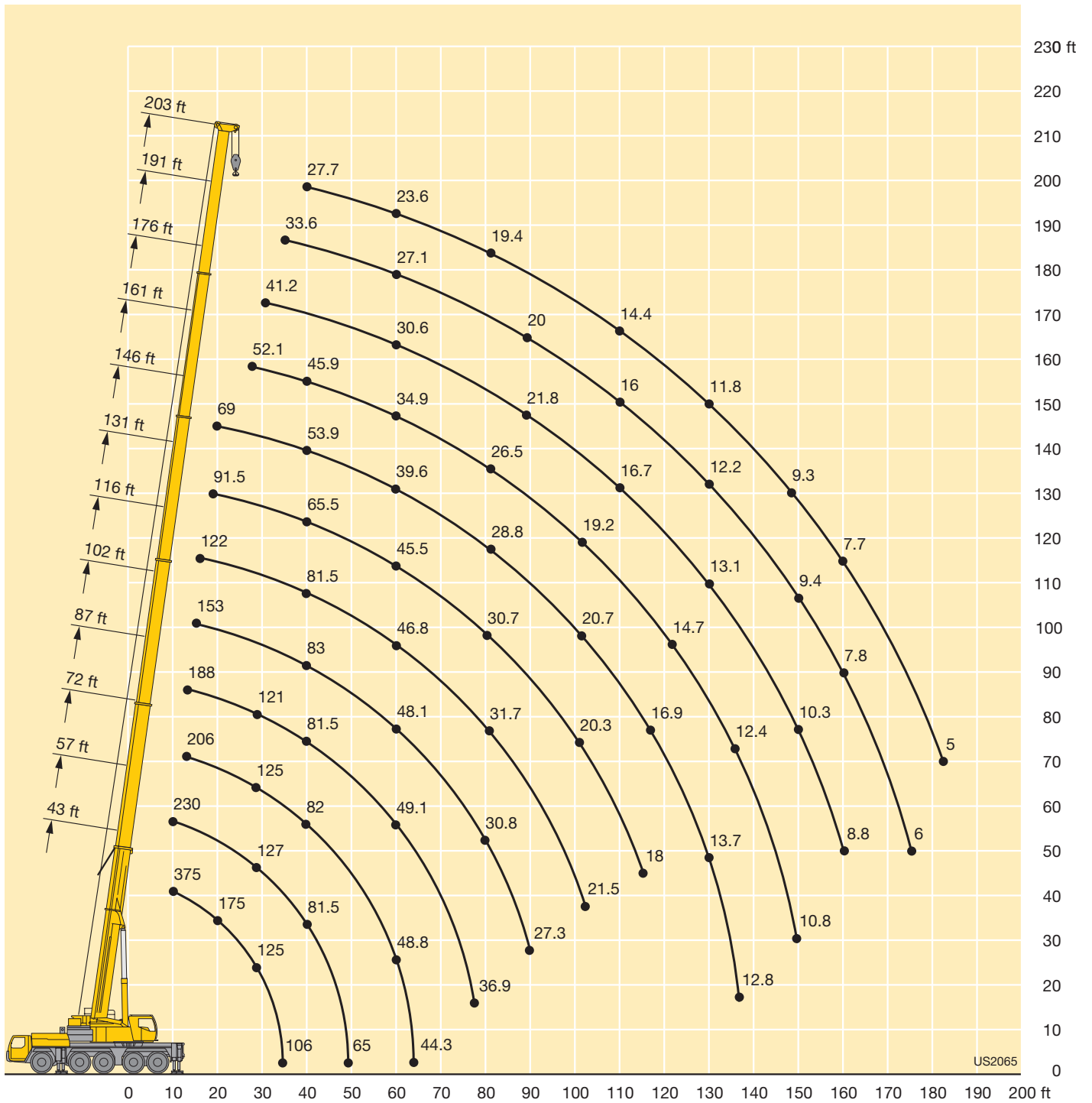
    85%													
ft	43 ft	57 ft	72 ft	87 ft	102 ft	116 ft	131 ft	146 ft	161 ft	176 ft	191 ft	203 ft	ft
10	249	209											10
12	220	209	204	171									12
14	191	192	187	164	139								14
16	163	165	155	140	125	111							16
18	142	142	132	121	108	99	78.5						18
20	122	120	110	104	94.5	85	77.5	59.6					20
24	92	88	85	79	72.5	68	64	57.2					24
28	67	69	66.5	62.5	59.6	56.8	52.9	49.1	42.8				28
32	50.2	54.4	53.9	51	50.5	47	45.2	42.1	39.8	34.7			32
36		43	44.7	44.8	42.5	40	38.9	37.2	34.6	32.5	29.8		36
40		35.3	37.4	38.4	36.6	36	34	32.2	29.9	28.1	25.7	24.7	40
47		25.7	27.6	29.2	29	28.4	26.7	25.3	23.4	21.9	19.9	19.3	47
51			23.6	25.2	25.4	25	23.5	22.3	20.5	19.2	17.2	16.7	51
54			21.3	22.8	23	23	21.5	20.4	18.7	17.4	15.5	15.1	54
57			19.2	20.6	20.8	21.1	19.7	18.6	17	15.8	14	13.6	57
60			17.2	18.7	18.8	19.2	18	17	15.4	14.3	12.6	12.2	60
63			15.6	17	17.2	17.6	16.5	15.6	14	13	11.3	11	63
65				16	16.1	16.5	15.6	14.7	13.2	12.1	10.5	10.2	65
73				12.6	12.7	12.9	12.2	11.6	10.3	9.4	7.8	7.6	73
81					10	10.4	9.8	9.2	8	7.1	5.7	5.5	81
89					7.9	8.2	7.7	7.3	6.1	5.3			89
97						6.5	6	5.7	4.6				97
104						5.3	4.7	4.4					104
110							3.8						110

TAB 1620003

    85%													
ft	43 ft	57 ft	72 ft	87 ft	102 ft	116 ft	131 ft	146 ft	161 ft	176 ft	191 ft	203 ft	ft
10	248	209											10
12	219	208	200	171									12
14	189	189	180	159	132								14
16	160	162	147	133	122	105							16
18	139	137	124	114	105	94	75						18
20	119	113	103	97.5	88.5	81	73.5	57.6					20
24	86	83	79.5	74	68	65	60	55.1					24
28	62.5	64.5	62	58.4	56.5	53	49.7	46.4	40.7				28
32	46.6	50.7	50.1	49.3	47.2	44.1	42.5	40.3	37.5	34.1			32
36		40	41.9	41.7	39.5	38.8	36.5	34.5	32	30	27.4		36
40		32.7	34.8	35.6	34.3	33.5	31.5	29.7	27.5	25.7	23.4	22.7	40
47		23.6	25.5	27.1	26.7	26.2	24.6	23.2	21.4	19.9	17.9	17.4	47
51			21.8	23.3	23.4	23	21.6	20.4	18.6	17.3	15.5	15	51
54			19.5	21	21.2	21.1	19.7	18.6	16.9	15.7	13.9	13.4	54
57			17.5	19	19.2	19.3	18	16.9	15.3	14.2	12.4	12	57
60			15.7	17.2	17.3	17.5	16.3	15.4	13.8	12.8	11	10.7	60
63			14.1	15.6	15.8	16	14.9	14	12.5	11.5	9.9	9.6	63
65				14.6	14.8	14.9	14.1	13.2	11.7	10.7	9.1	8.8	65
73				11.3	11.4	11.7	11	10.4	9	8.1	6.6	6.3	73
81					8.9	9.3	8.7	8.1	6.8	6			81
89					6.9	7.3	6.7	6.3	5.1				89
97						5.6	5.1	4.7					97
104						4.4	3.9						104

TAB 1620016

Lifting heights Hauteurs de levage



Lifting capacities on the hydraulically or mechanically variable folding jib

Forces de levage à la fléchette pliante à variation hydraulique ou mécanique



ft	43 ft			57 ft			72 ft			87 ft			102 ft			116 ft			ft
	18 ft			18 ft			18 ft			18 ft			18 ft			18 ft			
	0°	22.5°	45°	0°	22.5°	45°	0°	22.5°	45°	0°	22.5°	45°	0°	22.5°	45°	0°	22.5°	45°	
10	113	93.5																	10
12	113	88	70	113	90		113												12
14	111	83.5	68.5	113	88.5		113	89.5		113									14
16	106	79	66	113	84.5	68	113	87.5		113									16
18	99	75.5	64	109	81	66.5	112	84	66.5	111	84		106						18
20	93	72	61.5	105	78	64.5	110	81	66	109	83.5	64.5	103	80		80			20
24	82.5	66	58.1	95.5	72	61	103	76	63	103	79.5	64	99	79	63.5	74.5	60		24
28	74	61	55.1	86.5	67.5	58.4	95	71.5	60.5	97.5	75	61.5	95	75.5	63	69.5	58.6	51	28
32	67	56.9	52.6	79	63	55.9	87.5	67.5	58.1	92	71	59.5	91	72	61.5	65	55.4	49.6	32
36	61	53.2	50.5	72.5	59.4	53.8	81.5	63.5	56.1	86.5	68	57.5	87	68.5	59.4	61.5	52.5	47.4	36
40	56.4	50.6	45.8	67.5	56.3	51.9	75.5	60.5	54.2	79	65	55.8	79	66	57.8	57.7	50	45.4	40
47				59.4	51.8	49.6	65.5	56	51.6	63.5	59.8	53.1	64	61	55.2	52.5	46	42.4	47
54				52.9	48.5	39.8	53.6	51.8	49.6	51.9	53	50.3	52.5	53.6	52	47.9	42.7	39.9	54
61				45.9	38.9		44.7	45.4	42.8	43	43.9	44.4	43.7	44.5	45.1	43.6	39.8	37.6	61
68							37.8	38.3	23.2	36.1	36.8	37.1	36.7	37.5	37.9	38	37	35.7	68
75							32.4	32.6		30.6	31.1	28.1	31.2	31.8	32.1	32.4	33	32.9	75
82										26.1	26.5	15.3	26.7	27.2	27.4	27.8	28.4	28.7	82
89										22.4	22.6	6.9	22.9	23.3	20.7	24.1	24.5	24.7	89
96													19.8	20.1	12.1	20.9	21.2	21.4	96
103													17.2	17.4	6.6	18.2	18.5	16.6	103
110																15.8	16	10.3	110
117																13.8	13.9	6.3	117
124																12.4	11.3		124

TAB 1625039 / 1625116 / 1625193



ft	131 ft			146 ft			161 ft			176 ft			191 ft			203 ft			ft
	18 ft			18 ft			18 ft			18 ft			18 ft			18 ft			
	0°	22.5°	45°	0°	22.5°	45°	0°	22.5°	45°	0°	22.5°	45°	0°	22.5°	45°	0°	22.5°	45°	
24	67																		24
28	66	56		51.6															28
32	62.5	54.2	48.5	50.3			40.2												32
36	59.3	51.7	46.9	47.9	47.3		39.1			31.9									36
40	56	49.4	45.1	45.2	44.6	43.5	37.5	37.3	34.4	30.9	28.8	28.5	25	23.5		18.4		40	
47	50	45.9	42.4	40.8	40.2	40	34.5	34.2	34	29	28.5	28.2	23.6	23.2	21.9	18.3	17.5	17.7	47
54	44.9	42.6	40	36.8	36.3	36.3	31.6	31.3	31.2	26.9	26.4	26.2	22.2	21.7	21.6	17.6	17.3	17.5	54
61	40.3	39.3	37.8	33.3	32.8	32.8	28.7	28.5	28.6	24.8	24.4	24.3	20.8	20.3	20.2	16.7	16.4	16.4	61
68	35.8	35.8	35.6	30.1	29.9	29.9	26.2	26	26.1	22.9	22.6	22.5	19.5	19	18.9	15.8	15.5	15.5	68
75	30.8	31.6	32	27.3	27.2	27.2	23.9	23.8	23.9	21.1	20.8	20.9	18.1	17.8	17.8	14.8	14.6	14.6	75
82	26.3	26.9	27.3	24.9	24.8	24.8	21.8	21.8	21.8	19.3	19.2	19.3	16.9	16.7	16.7	13.9	13.7	13.7	82
89	22.5	23.1	23.4	22.1	22.4	22.6	20	19.9	20	17.7	17.7	17.8	15.7	15.6	15.6	13	12.9	12.9	89
96	19.3	19.8	20	19.1	19.6	19.9	18.2	18.2	18.4	16.3	16.2	16.4	14.6	14.5	14.6	12.2	12.1	12.2	96
103	16.6	17	17.2	16.3	16.8	17	16.3	16.7	16.8	14.9	14.9	15.1	13.5	13.5	13.6	11.3	11.4	11.5	103
110	14.2	14.6	14.7	14	14.3	14.5	14.1	14.6	14.8	13.6	13.7	13.8	12.4	12.5	12.6	10.6	10.7	10.8	110
117	12.5	12.7	12.7	12.2	12.5	12.6	12.4	12.7	12.8	12.6	12.6	12.7	11.4	11.5	11.6	10	10	10.1	117
124	11.1	11.2	9.1	10.8	11	11	10.9	11.2	11.3	11.2	11.5	11.6	10.6	10.6	10.7	9.3	9.4	9.5	124
131	9.8	9.9		9.5	9.7	9.7	9.6	9.8	9.9	10.1	10.2	10.3	9.9	9.9	10	8.8	8.8	8.9	131
138				8.2	8.4	8.3	8.8	8.8	8.9	9.5	9.5	9.6	9.2	9.2	9.3	8.2	8.3	8.4	138
145				6.9	7		8.2	8.2	8.3	8.9	9	9	8.1	8.3	8.4	7.7	7.7	7.8	145
152							7.7	7.7	7.6	8.1	8.2	8.2	7	7.2	7.3	7	7.2	7.2	152
159							7.3	7.3	5.9	7.1	7.2	7.2	6	6.2	6.2	6	6.2	6.3	159
166										6.1	6.2	6.1	4.9	5.1	5.1	5.1	5.3	5.3	166
173										5.2	5.3	5.2	4	4.2	4.1	4.2	4.3	4.4	173
180													3.2	3.3	3.2	3.3	3.5	3.4	180
187																2.5	2.6	2.6	187

TAB 1625039 / 1625116 / 1625193

Lifting capacities on the hydraulically or mechanically variable folding jib

Forces de levage à la fléchette pliante à variation hydraulique ou mécanique



ft	43 ft			102 ft			116 ft			131 ft			146 ft			161 ft			176 ft			191 ft			203 ft			ft	
	40 ft			40 ft			40 ft			40 ft			40 ft			40 ft			40 ft			40 ft							
	0°	22.5°	45°	0°	22.5°	45°	0°	22.5°	45°	0°	22.5°	45°	0°	22.5°	45°	0°	22.5°	45°	0°	22.5°	45°	0°	22.5°	45°	0°	22.5°	45°		
10	38.6																										10		
12	38.6																											12	
14	38.6																											14	
16	38.6																											16	
18	38.6	38.3		38.6			38.6																					18	
20	38.6	38		38.6			38.6																					20	
24	38.6	34.5		38.6			38.6			38.6																		24	
28	38.6	31.6		38.6			38.6			38.6			37.1															28	
32	38.6	29.2	21.4	38.6	31.5		38.6			38.6			37			30.4												32	
36	38.1	27	21.4	38.6	30.3		38.6	30.5		38.6			36.7			29.9			24									36	
40	34.7	25.2	21.4	38.5	28.9	21.4	38.6	29.2	21.4	38.5	28.9	35.7	26.4	29.3		23.5			17.3					13.8			40		
47	29.2	22.6	20.6	36.9	26.8	21.4	37.8	27.2	21.4	37.1	27	21.4	33.7	26.2	27.9	23.7		22.6	19.8		16.9			13.7			47		
54	25.3	20.5	19.6	33	25	21.2	34.5	25.5	21.3	34.1	25.4	21.3	31.2	24.8	20.5	26.3	23.5	19.9	21.4	19.5	16.2	15		13.3			54		
61	22	18.9		29.9	23.5	20.5	31.4	24.1	20.7	31.5	24.1	20.6	28.6	23.6	20.4	24.4	22.5	19.8	20.2	18.3	16.9	15.4	14.7	12.9	12.1		61		
68	19.3	17.7		27.2	22.1	19.9	28.8	22.8	20.1	29.1	22.9	20.1	26.3	22.5	19.8	22.5	21.4	19.3	18.9	17.2	16.6	14.6	13.9	13.1	12.4	12	11.5	68	
75				24.8	20.8	19.2	26.5	21.6	19.5	27	21.8	19.5	24.1	21.5	19.3	20.7	20	18.7	17.6	16.1	15.6	13.8	13.1	12.9	11.9	11.4	11.3	75	
82				23	19.6	18.3	24.4	20.4	18.8	25.2	20.8	18.9	22	20.6	18.7	19.1	18.7	17.9	16.3	15.2	14.7	13	12.4	12.3	11.3	11	10.9	82	
89				21.2	18.4	17.5	22.8	19.3	18.1	23.1	19.8	18.3	20.2	19.5	18.1	17.5	17.4	16.9	15.2	14.3	13.9	12.3	11.8	11.7	10.7	10.5	10.4	89	
96				19.7	17.4	16.8	21.2	18.3	17.4	20.7	18.8	17.6	18.5	18.2	17.4	16.1	16	15.9	14	13.4	13.2	11.6	11.2	11.2	10.2	10	10	96	
103				18.4	16.5	16.2	19.1	17.4	16.8	18.3	17.9	17	16.8	16.9	16.6	14.8	14.8	14.8	12.9	12.6	12.5	11	10.7	10.6	9.6	9.5	9.5	103	
110				17.2	15.7		16.8	16.6	16.2	16	16.8	16.5	14.6	15.6	15.6	13.5	13.6	13.8	11.9	11.8	11.8	10.3	10.2	10.2	9.1	9.1	9.1	110	
117				16.1	15.1		14.8	15.4	15.7	13.9	14.9	15.4	13.3	13.8	14.4	12.4	12.5	12.7	10.9	11.1	11.2	9.8	9.7	9.7	8.6	8.6	8.7	117	
124				14.5	14.5		13.3	13.7		12.4	13.2	13.5	12.2	12.1	12.7	11.2	11.6	11.8	10.1	10.3	10.6	9.2	9.2	9.3	8.1	8.2	8.3	124	
131							12	12.3		11.1	11.7		10.9	11.3	11.4	9.9	10.7	10.9	9.4	9.7	9.9	8.7	8.8	8.9	7.6	7.8	7.9	131	
138							10.8			10	10.5		9.8	10.4		9.1	9.5	9.9	8.7	9	9.3	8.1	8.3	8.5	7.2	7.3	7.5	138	
145										8.9	9.3		8.7	9.3		8.6	8.6	8.8	7.7	8.4	8.6	7.6	7.8	8	6.7	6.9	7.1	145	
152										8			7.8	8.2		7.8	8.1		7.2	7.5	7.9	7.1	7.3	7.5	6.3	6.5	6.7	152	
159													6.7	7.2		6.9	7.5		6.8	6.9	7	6.1	6.8	7	5.8	6.1	6.2	159	
166													5.7	6.1		6	6.4		6.3	6.5		5.3	6	6.3	5	5.6		166	
173																5.5	5.6		5.5	6		4.4	5.1	5.4	4.1	4.8		173	
180																5.1	5.2		4.7	5.2		3.6	4.2		3.4	4		180	
187																			3.9	4.3		2.8	3.3		2.7	3.2		187	
194																						3.2	3.5		2.5		2.5		194

TAB 1625050 / 1625127 / 1625204

Lifting capacities on the hydraulically or mechanically variable folding jib

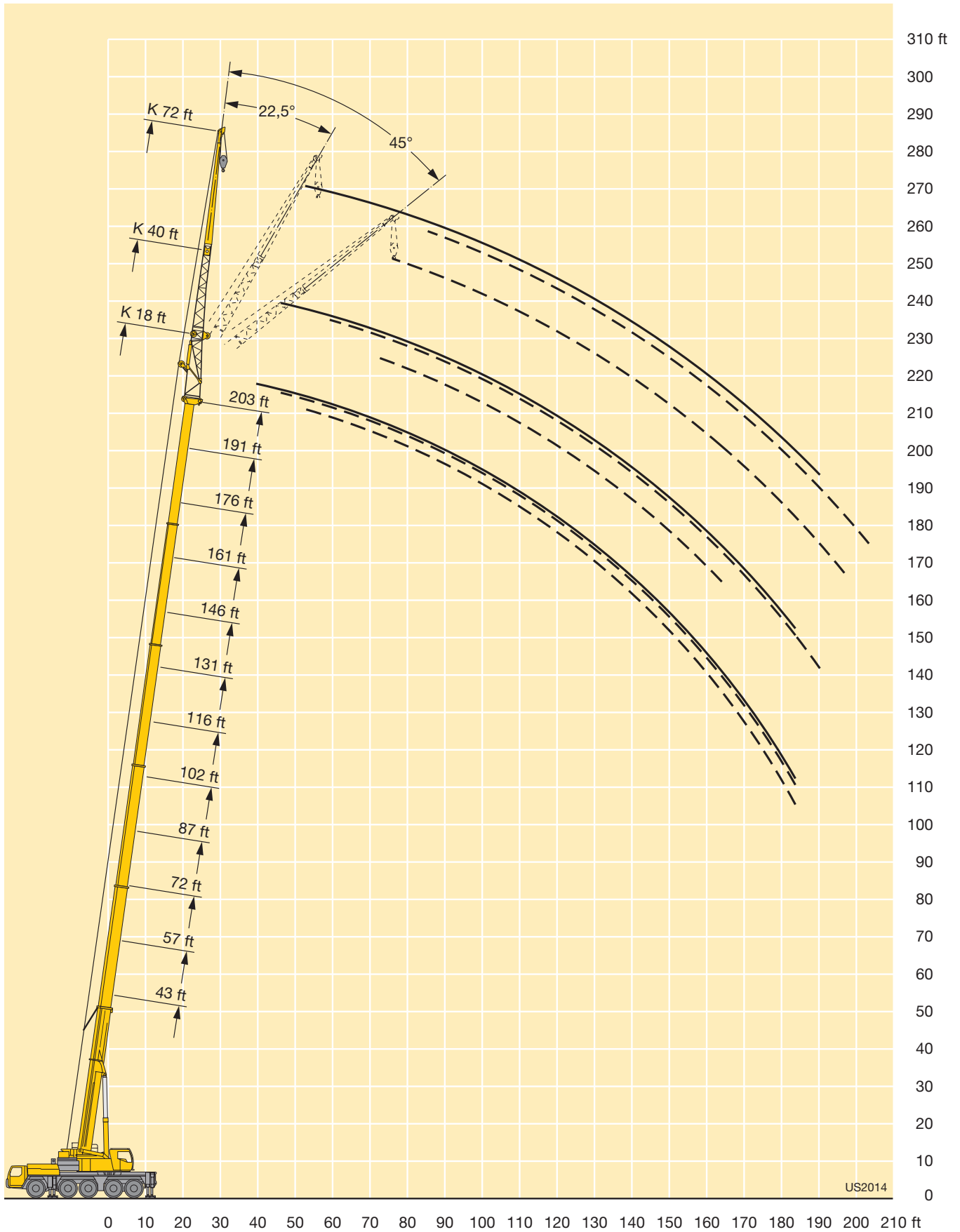
Forces de levage à la fléchette pliante à variation hydraulique ou mécanique



ft	43 ft			102 ft			116 ft			131 ft			146 ft			161 ft			176 ft			191 ft			203 ft			ft	
	72 ft			72 ft			72 ft			72 ft			72 ft			72 ft			72 ft			72 ft							
	0°	22.5°	45°	0°	22.5°	45°	0°	22.5°	45°	0°	22.5°	45°	0°	22.5°	45°	0°	22.5°	45°	0°	22.5°	45°	0°	22.5°	45°	0°	22.5°	45°		
10	28.4																									10			
12	28.4																										12		
14	28.3																										14		
16	28																										16		
18	27.6																										18		
20	27.2				21.1			19.9																			20		
24	26.1				21			19.9																			24		
28	25				20.9			19.8		18.3																	28		
32	23.9				20.7			19.7		18.2			16.5														32		
36	22.7				20.5			19.6		18.2			16.4		14.3												36		
40	21.5	17.8			20.2			19.4		18			16.3		14.3		12.3			10.4							40		
47	19.5	16.3			19.4	15.5		18.9		17.8			16.2		14.2		12.3		10.4		8.7						47		
54	17.6	15	12		18.7	15.3		18.2	14.6	17.4	14.3		16.1		14.2		12.3		10.2		8.7						54		
61	15.7	13.7	11.8		17.9	14.5		17.6	14.4	16.9	14.1		15.7	13.3		14.1		12.2		10		8.5					61		
68	14	12.5	11.1		17.1	13.8	11.1	17	13.8	11.1	16.3	13.5		15.3	13.1		13.9	12.3		9.8		8.3					68		
75	12.5	11.5	10.4		16.2	13	10.9	16.3	13.1	10.9	15.8	13	10.7	14.9	12.7		13.6	12.1		11.8	11.2		9.7		8.2		75		
82	11.2	10.8	9.9		15.3	12.4	10.5	15.6	12.6	10.6	15.3	12.5	10.6	14.5	12.3	10.3	13.3	11.8		11.6	11.1		9.5	9	8	8.1	82		
89	10.2	10.1	9.6		14.3	11.8	10.2	14.7	12	10.3	14.7	12	10.3	14.1	11.9	10.1	12.8	11.5	9.9	11.3	10.7		9.2	8.9	7.8	7.9	89		
96	9.4	9.6			13.4	11.3	9.9	13.9	11.5	10	14	11.6	10	13.6	11.5	9.9	12.3	11.1	9.7	10.8	10.3	9.4	9	8.6	8	7.6	7.6	96	
103	8.7				12.5	10.8	9.7	13.2	11.1	9.8	13.3	11.2	9.8	13.1	11.1	9.7	11.8	10.8	9.6	10.3	9.9	9.3	8.6	8.3	7.9	7.5	7.3	7.2	103
110					11.6	10.3	9.5	12.4	10.6	9.6	12.6	10.8	9.6	12.5	10.7	9.5	11.3	10.5	9.4	9.8	9.4	9.1	8.2	8	7.6	7.2	7	7	110
117					11	9.9	9.3	11.7	10.2	9.4	12	10.4	9.4	11.9	10.4	9.4	10.6	10.2	9.2	9.3	9	9	7.9	7.6	7.4	6.9	6.7	6.8	117
124					10.4	9.5	9.1	11	9.8	9.2	11.5	10	9.3	11.3	10	9.2	10	9.8	9.1	8.8	8.6	8.6	7.5	7.3	7.2	6.6	6.4	6.5	124
131					9.9	9.1	8.9	10.5	9.5	9.1	10.9	9.7	9.1	10.7	9.7	9.1	9.3	9.4	9	8.3	8.2	8.3	7.1	7	7	6.3	6.2	6.3	131
138					9.4	8.8		10	9.2	8.9	10.4	9.4	9	9.9	9.4	9	8.7	9	8.9	7.8	7.8	7.9	6.8	6.7	6.8	6	5.9	6	138
145					9	8.6		9.6	8.9	8.8	9.8	9	8.8	8.8	9.2	8.9	8.2	8.6	8.7	7.3	7.5	7.6	6.5	6.4	6.5	5.6	5.7	5.8	145
152					8.6	8.4		9.2	8.6		8.9	8.8	8.7	8.1	8.8	8.7	7.5	8.1	8.5	6.8	7.2	7.3	6.1	6.1	6.3	5.3	5.5	5.6	152
159					8.4			8.7	8.4		8.1	8.5		7.6	8.1	8.4	6.6	7.6	8	6.3	6.8	7	5.8	5.9	6	5	5.2	5.4	159
166								8	8.2		7.2	8		7	7.3	7.8	6.1	6.9	7.4	5.6	6.4	6.7	5.4	5.6	5.8	4.7	4.9	5.1	166
173								7.4			6.4	7.1		6	6.9		5.8	6.1	6.7	5.1	5.9	6.3	4.8	5.3	5.5	4.3	4.7	4.9	173
180											5.5	6.2		5.2	6.1		5.2	5.6	5.9	4.8	5.2	5.7	4.1	5	5.3	3.7	4.4	4.6	180
187											4.8			4.4	5.2		4.4	5.2		4.4	4.7	5	3.4	4.5	5	3	4.1	4.3	187
194														3.7	4.3		3.9	4.5		3.9	4.4	4.6	2.8	3.8	4.4	2.4	3.5	4	194
201														3.1			3.6	3.8		3.2	4		3.1	3.6		2.8		201	
208																	3.3	3.5		2.6	3.3		2.4	2.8				208	
215																	2.9			2.6								215	

TAB 1625072 / 1625149 / 1625226

Lifting heights Hauteurs de levage



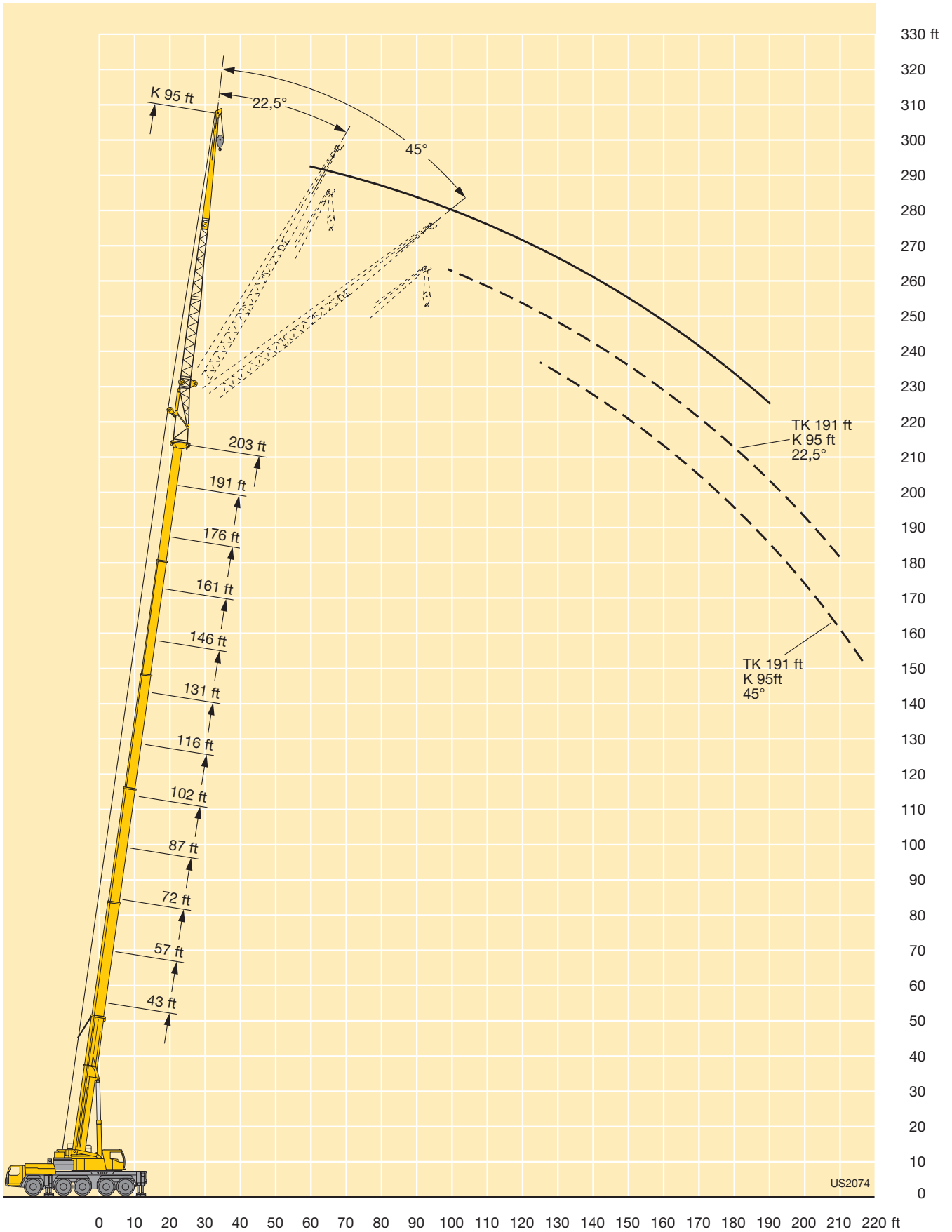
Lifting capacities on the hydraulically or mechanically variable folding jib Forces de levage à la fléchette pliante à variation hydraulique ou mécanique



ft	43 ft			102 ft			116 ft			131 ft			146 ft			161 ft			176 ft			191 ft			203ft	ft
	95 ft			95 ft			95 ft			95 ft			95 ft			95 ft			95 ft			95 ft				
	0°	22.5°	45°	0°	22.5°	45°	0°	22.5°	45°	0°	22.5°	45°	0°	22.5°	45°	0°	22.5°	45°	0°	22.5°	45°	0°	22.5°	45°	0°	
14	18.6																								14	
16	18.6																									16
18	18.6																									18
20	18.5																									20
24	18.4			14.5																						24
28	18.3			14.5			13.6																			28
32	18			14.4			13.6			12.7																32
36	17.6			14.3			13.5			12.6			11.6													36
40	17			14.3			13.5			12.6			11.5			10.2			8.9							40
47	15.7	12		14.1			13.4			12.5			11.4			10.2			8.9			7.4				47
54	14.4	11.8		13.6			13.1			12.4			11.4			10.2			8.8			7.4			6	54
61	13.1	10.9		13.2	10.4		12.8			12.1			11.3			10.1			8.8			7.2			5.9	61
68	11.9	10		12.6	10.2		12.4	9.9		11.8	9.7		11.1			10			8.7			7.1			5.7	68
75	10.7	9.3	7.8	11.9	9.7		11.9	9.7		11.5	9.5		10.8	9		9.9			8.7			6.9			5.6	75
82	9.6	8.6	7.6	11.3	9.3		11.3	9.3		11.1	9.1		10.5	8.9		9.7	8.3		8.6			6.8			5.4	82
89	8.7	8	7.2	10.8	8.8	7.2	10.8	8.9	7.2	10.6	8.8		10.2	8.6		9.5	8.2		8.5	7.6		6.7			5.3	89
96	8	7.4	6.8	10.3	8.4	7.1	10.4	8.5	7.1	10.2	8.5	7	9.9	8.3		9.3	8		8.4	7.5		6.7	6.6		5.1	96
103	7.3	7	6.5	9.8	8	6.8	9.9	8.2	6.9	9.8	8.1	6.9	9.5	8	6.7	9	7.7		8.2	7.3		6.6	6.4		5	103
110	6.8	6.6	6.2	9.3	7.6	6.6	9.5	7.8	6.7	9.5	7.8	6.7	9.2	7.8	6.6	8.7	7.5	6.5	7.9	7.1		6.5	6.2		4.9	110
117	6.2	6.2	6.1	8.8	7.3	6.4	9.1	7.5	6.5	9.1	7.5	6.5	8.9	7.5	6.5	8.5	7.3	6.3	7.6	7	6.1	6.3	5.9		4.7	117
124	5.8	6		8.3	7	6.3	8.6	7.2	6.3	8.7	7.3	6.3	8.6	7.3	6.3	8.2	7.1	6.2	7.3	6.8	6.1	6	5.7	5.4	4.6	124
131				7.8	6.8	6.1	8.3	7	6.2	8.4	7	6.2	8.3	7	6.2	7.8	6.9	6.1	7	6.6	6	5.8	5.5	5.3	4.5	131
138				7.5	6.5	6	7.8	6.7	6.1	8.1	6.8	6.1	8	6.8	6.1	7.5	6.7	6	6.7	6.4	5.9	5.5	5.3	5.1	4.4	138
145				7.1	6.3	6	7.5	6.5	6	7.7	6.6	6	7.8	6.6	6	7.2	6.5	5.9	6.3	6.2	5.8	5.3	5.1	5	4.3	145
152				6.7	6.2	5.9	7.2	6.3	5.9	7.4	6.4	5.9	7.5	6.4	5.9	6.8	6.4	5.8	6	5.9	5.7	5	5	4.8	4.2	152
159				6.4	6		6.8	6.2	5.9	7.1	6.2	5.9	7	6.3	5.8	6.4	6.2	5.8	5.6	5.7	5.6	4.8	4.8	4.7	4.1	159
166				6.1	5.8		6.5	6	5.9	6.8	6.1	5.8	6.3	6.1	5.8	5.6	6	5.7	5.2	5.5	5.5	4.5	4.6	4.6	3.8	166
173				5.9	5.7		6.3	5.9		6.5	6	5.8	5.9	6	5.8	5	5.8	5.7	4.6	5.2	5.3	4.3	4.3	4.5	3.6	173
180				5.6			6	5.7		5.9	5.8	5.8	5.4	5.8	5.8	4.7	5.5	5.6	4.1	5	5.1	3.9	4.1	4.3	3.3	180
187							5.8	5.6		5.1	5.7		4.7	5.4	5.6	4.4	4.9	5.5	3.7	4.6	4.9	3.3	3.9	4.1	2.9	187
194							5.4	5.6		4.4	5.3		4	5	5.4	3.8	4.3	4.9	3.5	4	4.6	2.6	3.7	3.9		194
201										3.7	4.4		3.3	4.3		3.2	4	4.3	3.2	3.5	4.1		3.4	3.7		201
208										3.1	3		2.7	3.5		2.7	3.6	3.9	2.7	3.2	3.5		2.8	3.5		208
215													2.8			2.5	2.9			3	3.2			2.9		215
222																2.3	2.5									222
229																										229

TAB 1625094 / 1625171 / 1625248

Lifting heights Hauteurs de levage



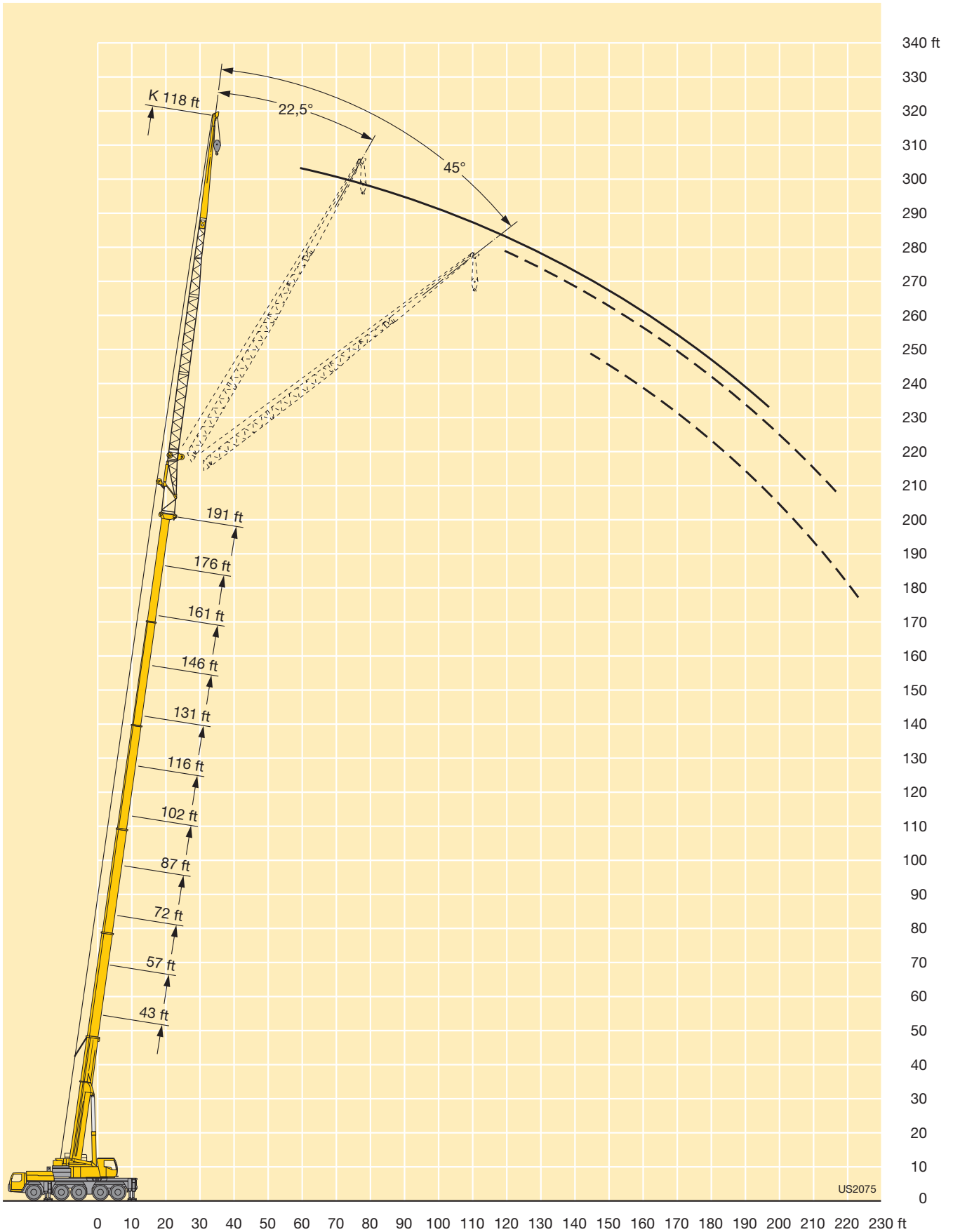
Lifting capacities on the hydraulically or mechanically variable folding jib Forces de levage à la fléchette pliante à variation hydraulique ou mécanique



ft	43 ft			102 ft			116 ft			131 ft			146 ft			161 ft			176 ft			191 ft			ft
	118 ft			118 ft			118 ft			118 ft			118 ft			118 ft			118 ft						
	0°	22.5°	45°	0°	22.5°	45°	0°	22.5°	45°	0°	22.5°	45°	0°	22.5°	45°	0°	22.5°	45°	0°	22.5°	45°	0°	22.5°	45°	
20	12.9																							20	
24	12.9																							24	
28	12.9			10.4																				28	
32	12.8			10.4			9.8																	32	
36	12.5			10.3			9.8			9.1														36	
40	12.1			10.2			9.7			9.1		8.2			7.3									40	
47	11.4			10.1			9.6			9		8.2			7.3			6.2						47	
54	10.6			9.9			9.5			8.9		8.1			7.2			6.2			4.2			54	
61	9.8	7.9		9.5			9.3			8.8		8.1			7.2			6.1			4.2			61	
68	9.1	7.7		9.1			8.9			8.6		8			7.1			6.1			4.2			68	
75	8.4	7.1		8.7	6.8		8.6			8.3		7.8			7.1			6.1			4.2			75	
82	7.7	6.7		8.3	6.7		8.2	6.5		8	6.3	7.5			6.9			6.1			4.2			82	
89	7	6.2		7.8	6.3		7.9	6.3		7.7	6.2	7.3	5.9		6.7			6			4.1			89	
96	6.4	5.8	4.9	7.4	6.1		7.5	6		7.3	5.9	7	5.8		6.5	5.4		5.9			4			96	
103	5.9	5.5	4.8	7.1	5.8		7.1	5.8		7	5.7	6.8	5.5		6.3	5.3		5.7	4.9		3.9			103	
110	5.4	5.1	4.6	6.7	5.5	4.6	6.8	5.5		6.7	5.5	6.5	5.3		6.1	5.1		5.6	4.8		3.8			110	
117	5	4.8	4.4	6.3	5.3	4.4	6.5	5.3	4.4	6.4	5.3	4.4	6.3	5.1		5.9	5		5.4	4.7		3.7	4.3	117	
124	4.5	4.5	4.2	6.1	5.1	4.3	6.2	5.1	4.3	6.2	5.1	4.3	6	5	4.2	5.7	4.8		5.3	4.6		3.6	4.2	124	
131	4.2	4.3	4	5.8	4.9	4.2	5.9	4.9	4.2	5.9	4.9	4.2	5.8	4.8	4.1	5.5	4.7	4	5.1	4.4		3.5	4.1	131	
138	3.9	4		5.5	4.7	4.1	5.6	4.7	4.1	5.6	4.7	4.1	5.6	4.7	4	5.3	4.5	3.9	5	4.3	3.8	3.4	4	3.5	138
145		3.6		5.2	4.5	4	5.4	4.6	4	5.5	4.6	4	5.4	4.5	3.9	5.2	4.4	3.9	4.8	4.2	3.7	3.3	3.8	3.5	145
152				4.9	4.4	3.9	5.2	4.4	3.9	5.2	4.4	3.9	5.2	4.4	3.9	5	4.3	3.8	4.7	4.1	3.7	3.2	3.7	3.4	152
159				4.7	4.2	3.9	4.9	4.3	3.9	5	4.3	3.9	5	4.3	3.8	4.8	4.2	3.7	4.5	4	3.6	3.1	3.5	3.3	159
166				4.4	4.1	3.8	4.7	4.2	3.8	4.8	4.2	3.8	4.8	4.1	3.8	4.7	4.1	3.7	4.3	3.9	3.6	3	3.4	3.3	166
173				4.2	3.9	3.8	4.5	4	3.8	4.6	4.1	3.8	4.7	4	3.7	4.4	4	3.7	4.1	3.8	3.6	3	3.3	3.2	173
180				4	3.8	3.8	4.3	3.9	3.7	4.5	4	3.7	4.5	3.9	3.7	4.1	3.9	3.6	3.7	3.7	3.6	2.9	3.2	3.1	180
187				3.8	3.7		4.1	3.8	3.7	4.3	3.9	3.7	4.3	3.9	3.7	3.7	3.8	3.6	3.1	3.6	3.5	2.8	3	3	187
194				3.6	3.7		3.9	3.7		4.1	3.8	3.7	4	3.8	3.7	3.4	3.7	3.6	2.7	3.5	3.5	2.4	2.9	2.9	194
201				3.5	3.7		3.7	3.7		3.8	3.7	3.7	3.4	3.7	3.6	3.1	3.6	3.6	2.5	3.4	3.4		2.7	2.8	201
208				3.4			3.6	3.6		3.2	3.6		2.8	3.6	3.6	2.6	3.2	3.6	2.3	2.9	3.4		2.5	2.7	208
215							3.4	3.6		2.6	3.5			3.3	3.6		2.9	3.3		2.4	3.2		2.3	2.6	215
222											2.9			2.7			2.7		2.2	2.7			2.4		222
229											2.2						2.6			2.2					229

TAB 1625105 / 1625182 / 1625259

Lifting heights Hauteurs de levage



Lifting capacities on the hydraulically or mechanically variable folding jib with boom extension

Forces de levage à la fléchette pliante à variation hydraulique ou mécanique avec télescope rallongé



ft	43 ft + 23 ft			102 ft + 23 ft			116 ft + 23 ft			131 ft + 23 ft			146 ft + 23 ft			161 ft + 23 ft			176 ft + 23 ft			191 ft + 23 ft			203 ft + 23 ft			ft
	18 ft			18 ft			18 ft			18 ft			18 ft			18 ft			18 ft			18 ft						
	0°	22.5°	45°	0°	22.5°	45°	0°	22.5°	45°	0°	22.5°	45°	0°	22.5°	45°	0°	22.5°	45°	0°	22.5°	45°	0°	22.5°	45°	0°	22.5°	45°	
10	73.5																										10	
12	68.5																											12
14	64.5	55.1																										14
16	60.5	53.2																										16
18	57	50.6	44.6																									18
20	53.8	48.1	44.3	49.3																								20
24	48.2	43.8	40.5	48.5	41.8			45.4																				24
28	43.3	39.8	36.9	45.5	40.7	37.2	44.5	39.2		39.8																		28
32	38.9	36	33.8	42.3	38.4	35.8	42.2	38.1	35.4	38.9	35.7		34.3															32
36	34.9	32.9	31	39.5	35.9	33.7	39.9	36.2	33.9	37.5	34.7	32.9	33.6		28.7													36
40	31.2	30.2	28.8	37	33.8	31.8	37.7	34.3	32.2	36.1	33.3	31.5	32.6	30.7	28.1	28.1	26.2	24.9	22	20.2		15.7						40
47	26.7	26.2	25.3	33	30.5	29	34	31.2	29.5	33.5	30.7	29.2	31	29	27.9	26.9	26	24.7	21.8	20	18.9	15.6	15		12.5	12.5		47
54	22.9	23	22.6	29.8	27.8	26.6	31	28.5	27.2	30.8	28.4	27.1	29.2	27.2	26.1	25.3	24.7	23.6	20.5	18.9	18.7	15.1	14.9	14.4	12.4	12.4	12.1	54
61	19.8	20.6	18.1	26.9	25.4	24.5	28.3	26.4	25.3	28.4	26.3	25.2	27.2	25.5	24.5	23.6	23.2	22.5	19.2	17.7	17.7	14.3	14.1	14.1	12	11.9	12	61
68	17.3	18.4		24.6	23.4	22.6	25.9	24.4	23.5	26.4	24.6	23.6	25.3	23.8	23.1	21.9	21.6	21.3	18	16.7	16.6	13.5	13.3	13.3	11.5	11.4	11.5	68
75				22.6	21.5	21	24	22.6	21.9	24.5	22.9	22.2	23.3	22.4	21.8	20.2	20	19.9	16.8	15.7	15.6	12.8	12.6	12.6	11	10.9	11	75
82				20.9	20	19.6	22.1	21.1	20.5	22.8	21.5	20.9	21.4	21	20.7	18.6	18.5	18.5	15.7	14.7	14.7	12	12	12	10.6	10.5	10.5	82
89				19.3	18.6	18.4	20.6	19.7	19.3	21.3	20.2	19.8	19.7	19.5	19.5	17.1	17.1	17.1	14.6	13.8	13.8	11.4	11.3	11.3	10.1	10	10	89
96				17.9	17.4	17.3	19.2	18.5	18.3	19.9	19	18.7	18.1	18	18.1	15.7	15.7	15.8	13.6	13	13	10.9	10.8	10.8	9.6	9.5	9.6	96
103				16.8	16.3	16.3	18	17.4	17.2	18.2	17.8	17.8	16.6	16.6	16.7	14.4	14.4	14.6	12.6	12.2	12.2	10.3	10.3	10.3	9.1	9.1	9.1	103
110				15.7	15.4	15.3	16.5	16.5	16.4	16.1	16.3	16.4	14.7	15	15.2	13.2	13.3	13.4	11.6	11.4	11.4	9.8	9.8	9.8	8.7	8.7	8.7	110
117				14.8	14.6	10.2	14.5	14.8	14.8	14	14.3	14.4	12.9	13.2	13.3	12.1	12.1	12.2	10.8	10.7	10.7	9.3	9.3	9.3	8.2	8.2	8.3	117
124				13.9	13.9	6.5	13	13.1	13.2	12.4	12.7	12.7	11.8	11.8	11.8	11.2	11.3	11.3	9.9	9.9	10	8.8	8.8	8.9	7.8	7.8	7.9	124
131							11.8	11.9	9.2	11.1	11.3	11.3	10.9	10.9	11	10	10.2	10.4	9.2	9.3	9.4	8.4	8.4	8.4	7.4	7.4	7.5	131
138							10.6	10.7	6.2	9.9	10.1	10.1	9.8	10	10	8.9	9	9.2	8.6	8.7	8.8	7.9	8	8	7	7	7.1	138
145										8.9	9	8.6	8.7	8.9	8.9	8.3	8.4	8.4	7.7	8	8.1	7.5	7.5	7.5	6.5	6.6	6.7	145
152										7.9	8	6.2	7.8	7.9	7.9	7.8	7.8	7.9	7	7	7.1	6.9	7	7.1	6.1	6.2	6.2	152
159												6.7	6.8	6.8	6.9	7.1	7.1	6.6	6.6	6.6	6.2	6.4	6.5	5.7	5.8	5.8		159
166												5.7	5.8	5.6	5.9	6	6.1	6.2	6.2	6.2	6.2	5.3	5.5	5.6	5	5.3	5.3	166
173															5.3	5.3	5.4	5.6	5.7	5.7	5.7	4.5	4.7	4.7	4.2	4.4	4.5	173
180															5	5	5	4.7	4.8	4.8	3.6	3.8	3.8	3.5	3.6	3.7	180	
187																		3.9	4	4	2.8	3	3	2.7	2.9	2.9	187	
194																			3.2	3.3	3.2							194

TAB 1625270 / 1625347 / 1625424

Lifting capacities on the hydraulically or mechanically variable folding jib with boom extension

Forces de levage à la flèche pliante à variation hydraulique ou mécanique avec télescope rallongé

		43 – 203 ft			23 ft			40 ft			360°			102500 lbs			85%												
ft	ft	43 ft + 23 ft			102 ft + 23 ft			116 ft + 23 ft			131 ft + 23 ft			146 ft + 23 ft			161 ft + 23 ft			176 ft + 23 ft			191 ft + 23 ft			203 ft + 23 ft			ft
		0°	22.5°	45°	0°	22.5°	45°	0°	22.5°	45°	0°	22.5°	45°	0°	22.5°	45°	0°	22.5°	45°	0°	22.5°	45°	0°	22.5°	45°	0°	22.5°	45°	
10	38.6																												10
12	38.6																												12
14	38.6																												14
16	38.6																												16
18	38.6																												18
20	38.6																												20
24	38	30.5																											24
28	35.4	29.3																											28
32	32.2	26.6																											32
36	29.1	24.3	21.4																										36
40	26.5	22.3	20.9	28.6	23.4																								40
47	22.6	19.4	18.4	26	21.4	17.6	25.9	21.4	17.6	24.5	20.4																	47	
54	19.4	17	16.4	23.6	19.6	17.3	23.9	19.8	17.3	22.9	19.2	16.2	21	17.9	15.7	17.7	16.2											54	
61	16.9	15.1	14.7	21.4	18	16.2	22	18.3	16.2	21.5	18.1	16	20	17	15.4	17	15.4	14										61	
68	14.8	13.4	13.3	19.3	16.7	15.1	20.2	17	15.3	20	17	15.1	18.9	16.2	14.6	16.3	14.8	13.7	13.6	12.9	12.2	10.9	10.5					68	
75	13.1	12.1	12.2	17.7	15.4	14.2	18.5	15.9	14.4	18.6	16	14.3	17.8	15.4	13.9	15.7	14.1	13.1	12.8	12.3	12.1	10.5	10.1	9.6					75
82	11.7	11		16.1	14.3	13.3	17.1	14.8	13.6	17.3	15	13.6	16.8	14.6	13.3	14.9	13.5	12.6	12.1	11.7	11.6	10	9.7	9.5	8.5	8.4	8.3	82	
89	10.5	10.2		14.8	13.2	12.6	15.7	13.8	12.9	16.1	14.1	13	15.8	13.8	12.7	14	12.9	12.2	11.4	11.1	11.1	9.5	9.2	9.1	8.2	8	8.1	89	
96				13.7	12.3	11.9	14.5	12.9	12.2	15	13.3	12.4	14.8	13	12.2	13.1	12.4	11.8	10.8	10.6	10.5	9	8.8	8.8	7.8	7.7	7.7	96	
103				12.6	11.6	11.3	13.5	12.1	11.7	13.9	12.5	11.8	13.9	12.4	11.7	12.3	11.8	11.3	10.3	10.1	10	8.6	8.4	8.4	7.5	7.3	7.4	103	
110				11.7	10.9	10.8	12.6	11.5	11.2	13	11.8	11.3	13	11.8	11.3	11.4	11.3	11	9.7	9.6	9.5	8.1	8	8.1	7.1	7	7.1	110	
117				11	10.3	10.3	11.7	10.8	10.7	12.3	11.3	10.9	12.2	11.2	10.9	10.6	10.6	10.6	9.2	9.1	9.1	7.7	7.7	7.7	6.8	6.7	6.8	117	
124				10.3	9.8	9.9	11.1	10.4	10.3	11.5	10.7	10.5	11.4	10.7	10.5	9.8	10	10.1	8.6	8.6	8.7	7.3	7.3	7.4	6.5	6.4	6.5	124	
131				9.7	9.4		10.5	9.9		10.8	10.3	10.1	10.2	10.3	10.2	9.2	9.4	9.6	8.1	8.2	8.3	7	6.9	7	6.1	6.1	6.2	131	
138				9.3	9		9.9	9.5		10.1	9.9	9.8	9.1	9.8	9.8	8.6	8.8	9	7.6	7.8	7.9	6.7	6.6	6.7	5.8	5.8	5.9	138	
145				8.9	8.3		9.5	9.2		9.1	9.4	9.1	8.3	8.7	9.1	7.8	8.2	8.4	7.1	7.3	7.5	6.3	6.3	6.4	5.5	5.5	5.6	145	
152							8.9	8.8		8.2	8.6		7.8	8	8.1	6.9	7.6	7.8	6.6	6.9	7	6	6	6.1	5.2	5.3	5.4	152	
159							8.1	8.3		7.3	7.7		7	7.4		6.3	6.6	7	5.8	6.4	6.6	5.6	5.7	5.8	4.8	5	5.1	159	
166							7.3			6.3	6.8		6	6.6		5.9	6	6.2	5.2	5.7	6	5.1	5.3	5.5	4.5	4.7	4.8	166	
173										5.4	5.8		5.1	5.6		5.3	5.6		4.9	5	5.2	4.3	4.9	5.1	3.9	4.3	4.5	173	
180										4.5			4.3	4.7		4.5	5		4.5	4.7	4.8	3.5	4.2	4.5	3.2	3.9	4.1	180	
187													3.5	3.8		3.9	4.2		4	4.3		2.8	3.4	3.7	2.5	3.1	3.5	187	
194																3.6	3.7		3.2	3.7			2.7	3		2.5	2.7	194	
201																3.3	3.4		2.6	3								201	
208																			2.3									208	

TAB 1625281 / 1625358 / 1625435

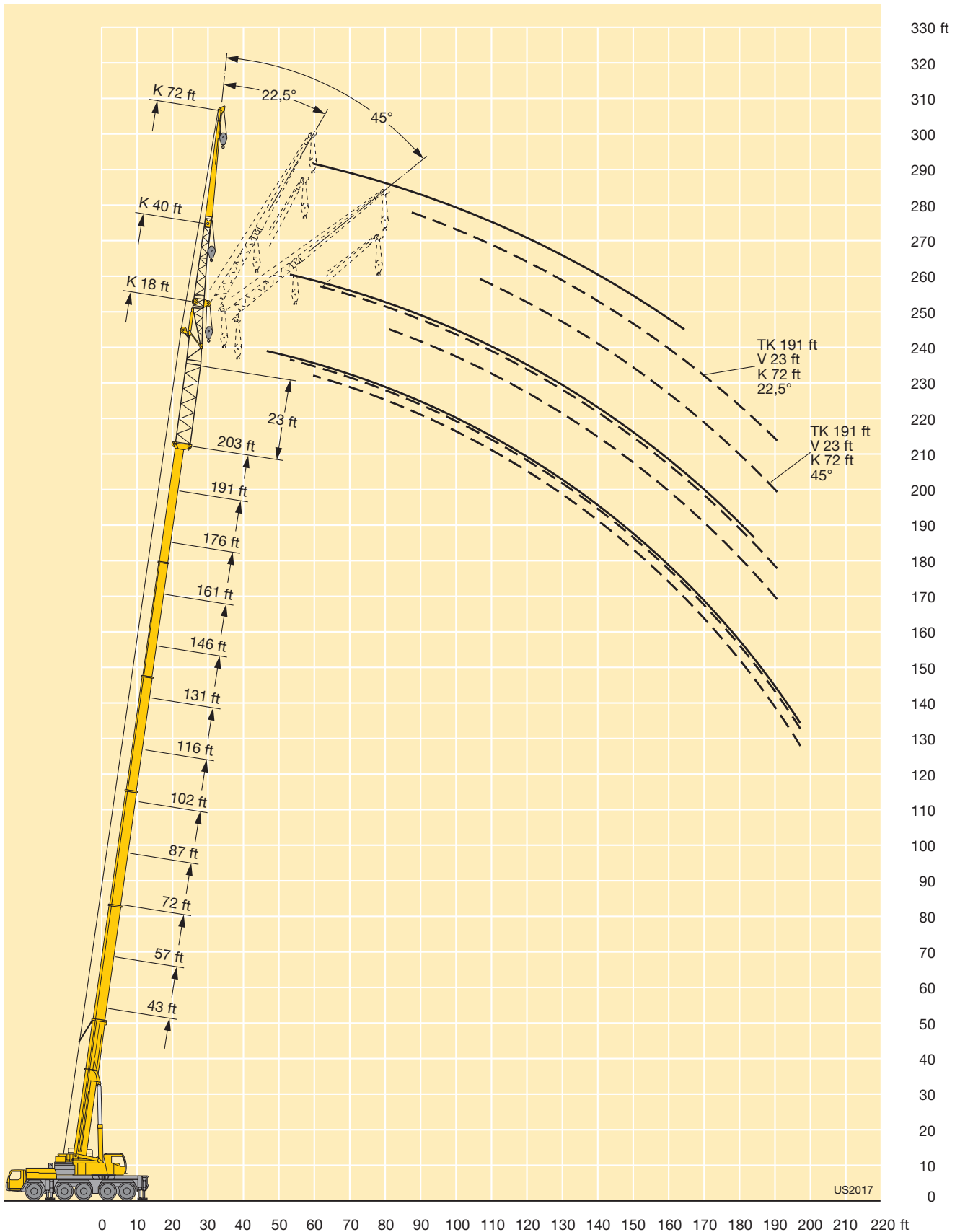
Lifting capacities on the hydraulically or mechanically variable folding jib with boom extension

Forces de levage à la fléchette pliante à variation hydraulique ou mécanique avec télescope rallongé

ft	43-203 ft			23 ft			72 ft			360°			102500 lbs			85%			203+ 23 ft			ft
	43 ft + 23 ft		102 ft + 23 ft		116 ft + 23 ft		131 ft + 23 ft		146 ft + 23 ft		161 ft + 23 ft		176 ft + 23 ft		191 ft + 23 ft		203+ 23 ft					
	0°	22.5°	45°	0°	22.5°	45°	0°	22.5°	45°	0°	22.5°	45°	0°	22.5°	45°	0°	22.5°	45°	0°	22.5°	45°	
14	24.1																					14
16	24																					16
18	23.9																					18
20	23.7																					20
24	22.8				17.4																	24
28	21.9				17.3																	28
32	20.7				17.2					14.8												32
36	19.6				16.9					14.7												36
40	18.4	14.7			16.4					14.5				13.2								40
47	16.3	14.4			15.6					14				12.8					9.6			47
54	14.4	12.8			14.7	11.9				14.3	11.8			12.3					9.6			54
61	12.6	11.4	9.9		13.8	11.7				13.5	11.6			12.8					9.4		7.7	61
68	11.1	10.4	9.7		12.9	11				12.8	11			12.2	10.8				10.7		7.7	68
75	10	9.5	8.9		12.1	10.3	8.8			12.1	10.4	8.8		11.7	10.2				10.4		7.5	75
82	9	8.7	8.3		11.3	9.7	8.6			11.5	9.8	8.6		11.2	9.7	8.4			10.7		7.5	82
89	8.2	8	7.7		10.7	9.1	8.2			10.8	9.3	8.2		10.6	9.2	8.2			10.4		7.4	89
96	7.5	7.4	7.2		10	8.6	7.9			10.2	8.8	7.9		10.1	8.8	7.9			10.2		7.4	96
103	6.9	6.9	6.7		9.4	8.2	7.5			9.7	8.4	7.6		9.7	8.4	7.6			9.8		6.8	103
110	6.4	6.4	6.3		8.8	7.8	7.2			9.1	7.9	7.3		9.2	8	7.3			9.8		6.8	110
117	5.9	6			8.3	7.4	6.9			8.7	7.6	7		8.8	7.6	7.1			9.4		6.7	117
124	5.5	5.6			7.8	7	6.6			8.2	7.2	6.8		8.3	7.3	6.8			9.1		6.7	124
131					7.4	6.7	6.4			7.8	7	6.6		8	7	6.6			9.4		6.6	131
138					7	6.4	6.2			7.4	6.7	6.3		7.6	6.7	6.4			9.4		6.5	138
145					6.7	6.2	6.1			7	6.4	6.2		7.2	6.5	6.2			9.4		6.5	145
152					6.3	5.9	5.6			6.7	6.2	6		6.9	6.3	6.1			9.4		6.5	152
159					6	5.7				6.4	6	5.9		6.6	6	5.9			9.4		6.5	159
166					5.7	5.5				6.1	5.7			6.4	5.9	5.8			9.4		6.5	166
173					5.5	5.4				5.8	5.6			6.1	5.7	5.7			9.4		6.5	173
180					5.2					5.6	5.4			5.6	5.5				9.4		6.5	180
187										5.4	5.3			4.8	5.3				9.4		6.5	187
194										5.1				4.1	4.8				9.4		6.5	194
201														3.4	4				9.4		6.5	201
208														2.9	2.7				9.4		6.5	208
215																			9.4		6.5	215
222																			9.4		6.5	222

TAB 1625303 / 1625380 / 1625457

Lifting heights Hauteurs de levage



Lifting capacities on the hydraulically or mechanically variable folding jib with boom extension

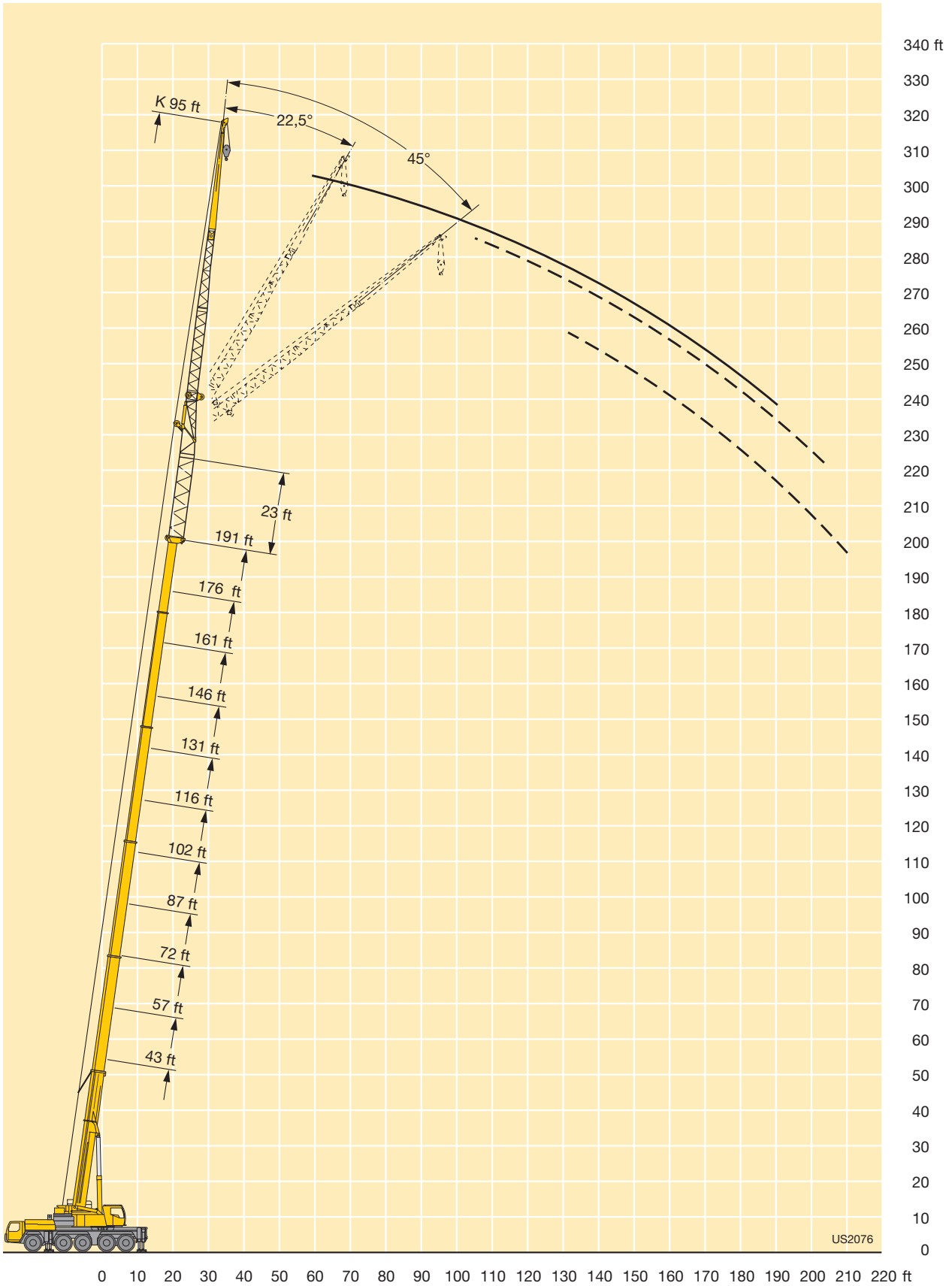
Forces de levage à la fléchette pliante à variation hydraulique ou mécanique avec télescope rallongé



ft	43 ft + 23 ft			102 ft + 23 ft			116 ft + 23 ft			131 ft + 23 ft			146 ft + 23 ft			161 ft + 23 ft			176 ft + 23 ft			191 ft + 23 ft			ft
	95 ft			95 ft			95 ft			95 ft			95 ft			95 ft			95 ft						
	0°	22.5°	45°	0°	22.5°	45°	0°	22.5°	45°	0°	22.5°	45°	0°	22.5°	45°	0°	22.5°	45°	0°	22.5°	45°	0°	22.5°	45°	
18	15.7																								18
20	15.7																								20
24	15.5																								24
28	15.4					12.1																			28
32	15.1					12.1																			32
36	14.6					12																			36
40	14					11.9						10.5			9.5										40
47	12.9					11.5						10.4			9.5										47
54	11.8	9.9				11						10.1			9.3										54
61	10.8	9.6				10.5						9.7			9										61
68	9.7	8.7				9.9	8.3					9.3			8.7										68
75	8.8	8				9.4	8.1					9.3	8.1		8.9	7.7									75
82	7.9	7.3	6.6			8.9	7.6					8.8	7.6		8.5	7.5									82
89	7.2	6.6	6.3			8.4	7.1					8.4	7.2		8.2	7.1									89
96	6.5	6.1	5.8			7.9	6.7	5.8				8	6.8	5.8	7.8	6.7									96
103	6	5.6	5.4			7.4	6.3	5.6				7.5	6.4	5.7	7.4	6.4	5.5								103
110	5.5	5.2	5			6.9	6	5.4				7.1	6.1	5.4	7.1	6.1	5.4								110
117	5	4.8	4.7			6.5	5.6	5.1				6.7	5.8	5.2	6.8	5.8	5.2								117
124	4.6	4.4	4.4			6.1	5.3	4.9				6.3	5.4	4.9	6.4	5.5	4.9								124
131	4.3	4.1				5.8	5.1	4.7				6	5.2	4.7	6.1	5.2	4.8								131
138	3.9	3.9				5.4	4.8	4.5				5.7	4.9	4.6	5.8	5	4.6								138
145	3.6					5.1	4.6	4.3				5.4	4.7	4.4	5.5	4.8	4.4								145
152						4.8	4.3	4.1				5.2	4.6	4.2	5.2	4.6	4.3								152
159						4.6	4.1	4				5	4.4	4.1	5	4.4	4.1								159
166						4.3	4	3.9				4.6	4.1	4	4.7	4.2	4								166
173						4.1	3.8	3.8				4.3	4	3.9	4.5	4	3.9								173
180						3.9	3.6					4.1	3.8	3.8	4.3	3.9	3.8								180
187						3.7	3.5					3.9	3.6	3.7	4.1	3.8	3.7								187
194						3.5	3.4					3.8	3.5	3.6	3.7	3.6	3.6								194
201						3.4	3.4					3.6	3.4	3.6	3.2	3.5	3.6								201
208						3.3						3.4	3.4	3	3.4		2.5								208
215												3.3	3.3	2.4	3.1		3								215
222														2.5		2.5									222

TAB 1625325 / 1625402 / 1625479

Lifting heights Hauteurs de levage



Lifting capacities on the hydraulically or mechanically variable folding jib with boom extension

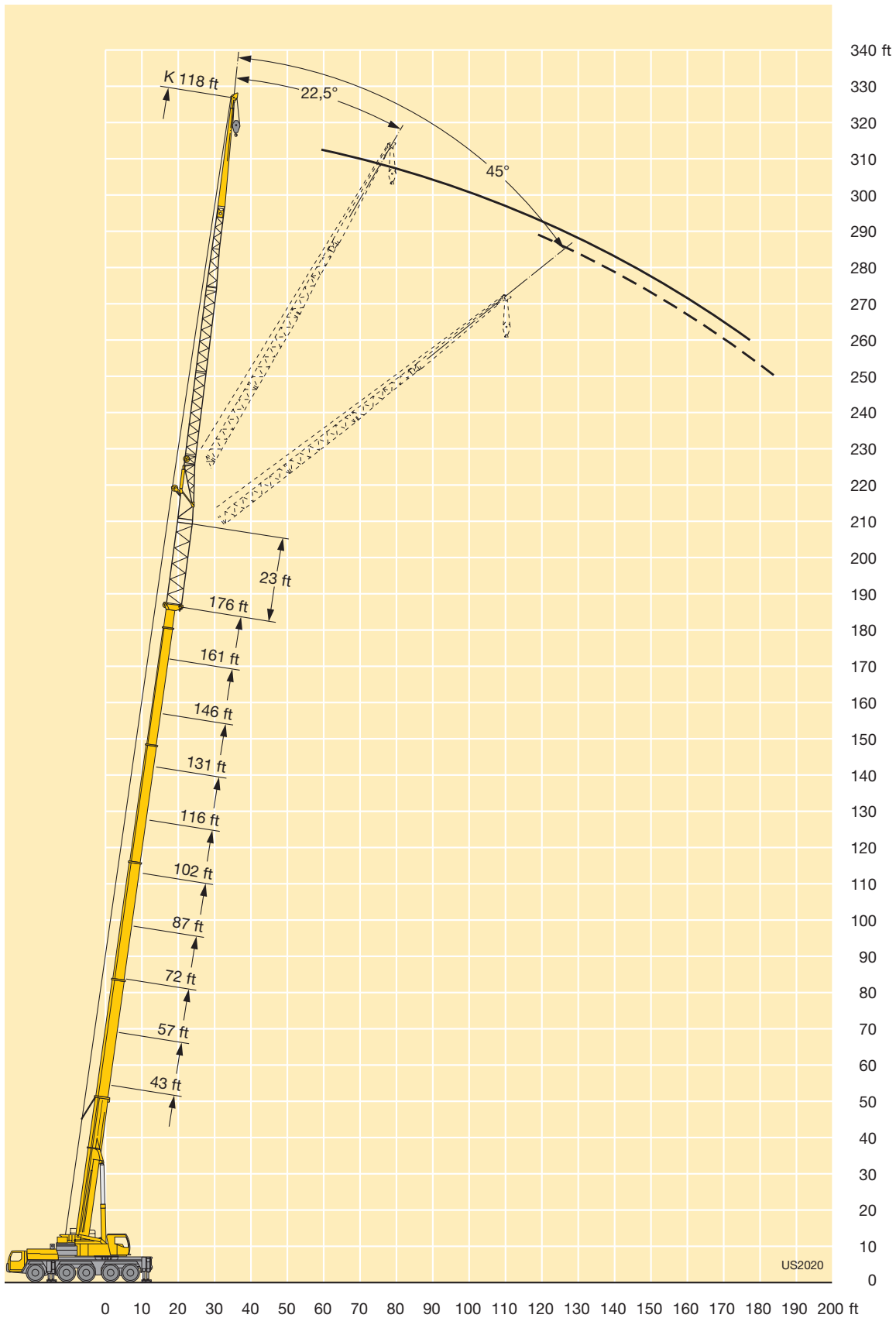
Forces de levage à la fléchette pliante à variation hydraulique ou mécanique avec télescope rallongé



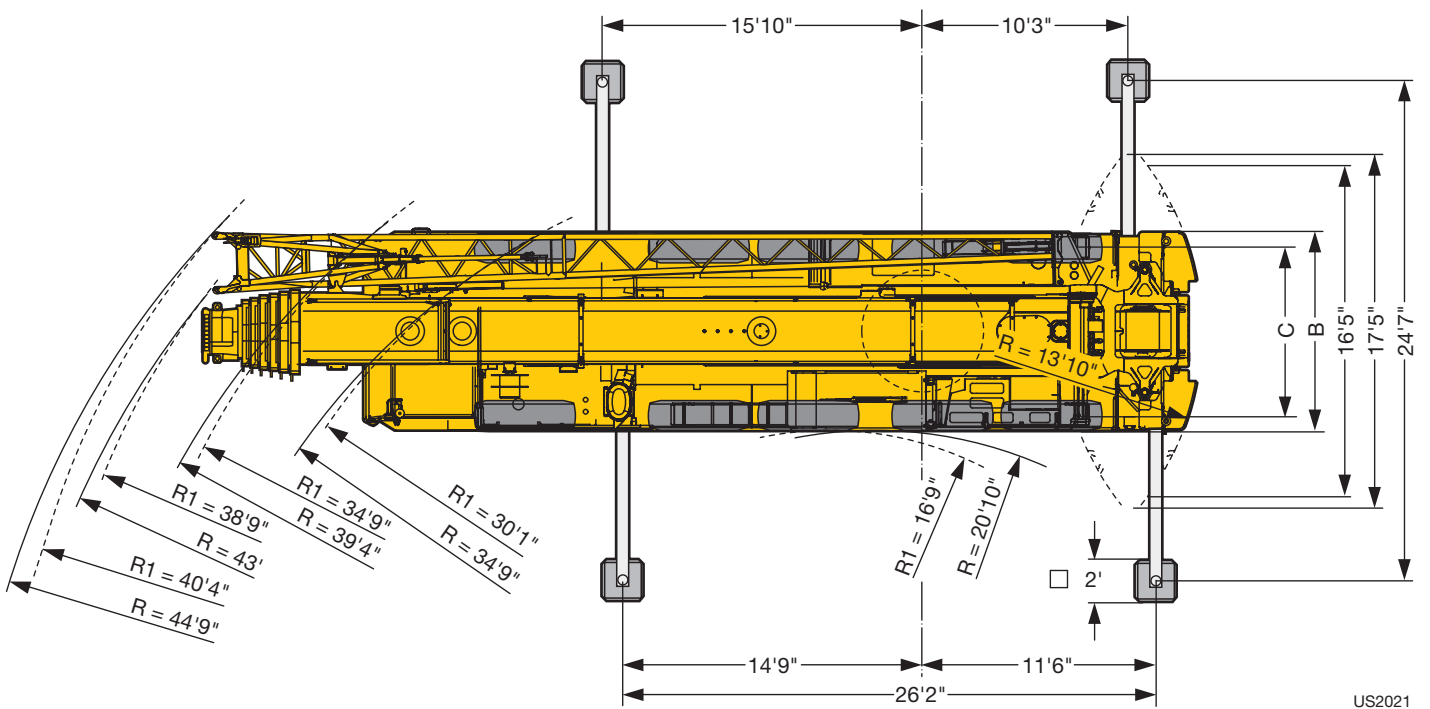
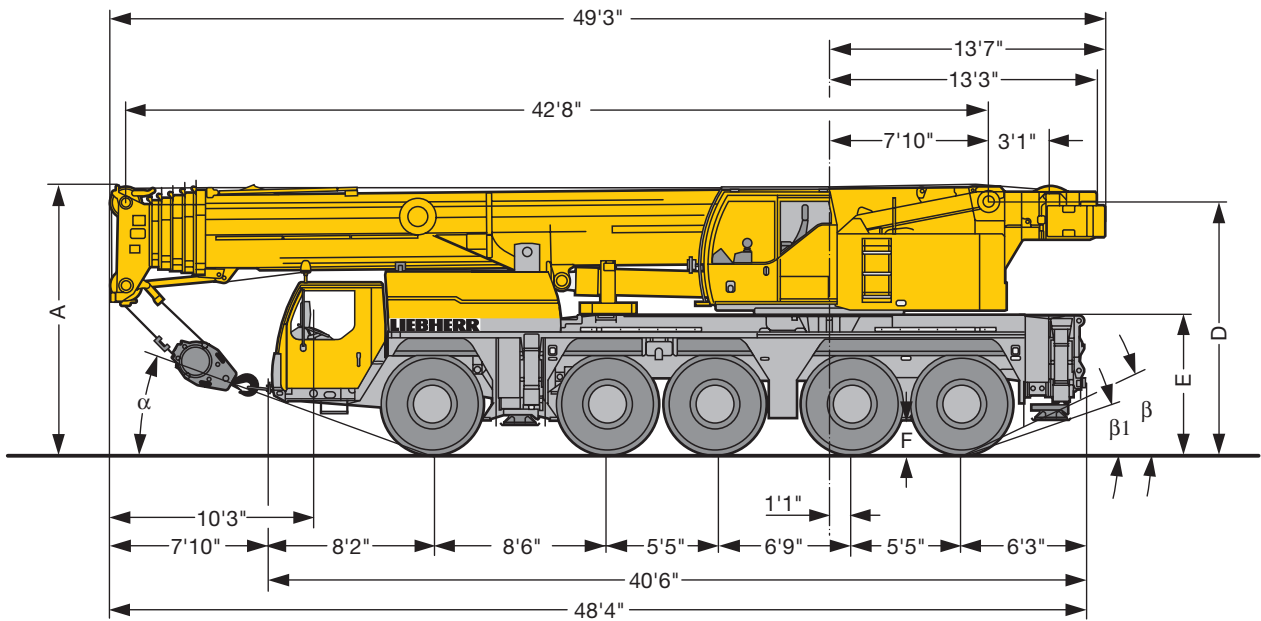
ft	43 ft + 23 ft			102 ft + 23 ft			116 ft + 23 ft			131 ft + 23 ft			146 ft + 23 ft			161 ft + 23 ft			176 ft + 23 ft		ft
	118 ft			118 ft			118 ft			118 ft			118 ft			118 ft			118 ft		
	0°	22.5°	45°	0°	22.5°	45°	0°	22.5°	45°	0°	22.5°	45°	0°	22.5°	45°	0°	22.5°	45°	0°	22.5°	
24	11.1																				24
28	11																				28
32	10.9																				32
36	10.9																				36
40	10.7			7.3			7.3														40
47	10.1			7.3			7.3			7.3											47
54	9.4			7.3			7.3			7.3			6.7			5.8					54
61	8.7			7.3			7.3			7.2			6.6			5.8			3.6		61
68	8			7.3			7.3			7			6.4			5.7			3.6		68
75	7.3	6.6		7.2			7.1			6.7			6.2			5.6			3.6		75
82	6.7	6.1		6.9			6.7			6.5			6			5.4			3.6		82
89	6	5.5		6.5	5.6		6.4	5.4		6.2			5.8			5.2			3.6		89
96	5.4	5		6.1	5.2		6.1	5.2		5.9	5.1		5.5			5.1			3.5		96
103	4.9	4.6	4.1	5.8	4.9		5.8	4.9		5.6	4.9		5.3	4.7		4.9			3.4		103
110	4.5	4.2	4	5.4	4.6		5.5	4.6		5.4	4.6		5.1	4.4		4.7	4.2		3.3		110
117	4	3.9	3.7	5.1	4.3	3.7	5.2	4.3		5.1	4.3		4.9	4.2		4.5	4		3.2	3.6	117
124	3.7	3.5	3.4	4.7	4	3.6	4.9	4.1	3.6	4.8	4.1	3.5	4.7	4		4.3	3.8		3.1	3.5	124
131	3.4	3.2	3.1	4.4	3.8	3.4	4.6	3.9	3.4	4.6	3.9	3.4	4.4	3.8	3.3	4.1	3.6		3	3.4	131
138	3	2.9	2.9	4.1	3.5	3.2	4.3	3.6	3.2	4.3	3.7	3.2	4.2	3.6	3.2	4	3.5	3.1	2.9	3.2	138
145	2.8	2.7	2.7	3.9	3.3	3.1	4	3.4	3.1	4.1	3.5	3.1	4	3.4	3	3.8	3.3	2.9	2.8	3.1	145
152	2.5	2.5	2.5	3.6	3.1	2.9	3.8	3.3	2.9	3.8	3.3	2.9	3.8	3.3	2.9	3.6	3.1	2.8	2.7	2.9	152
159	2.3	2.3		3.3	2.9	2.7	3.6	3.1	2.8	3.6	3.1	2.8	3.6	3.1	2.8	3.5	3	2.7	2.6	2.8	159
166				3.1	2.8	2.6	3.3	2.9	2.7	3.4	2.9	2.7	3.4	2.9	2.7	3.3	2.9	2.6	2.5	2.7	166
173				2.9	2.6	2.5	3.1	2.7	2.5	3.2	2.8	2.6	3.3	2.8	2.6	3.2	2.7	2.5	2.4	2.6	173
180				2.8	2.5	2.4	2.9	2.6	2.4	3.1	2.6	2.5	3.1	2.6	2.5	3	2.6	2.4	2.3	2.5	180
187				2.6	2.3	2.3	2.8	2.4	2.3	2.9	2.5	2.4	2.9	2.5	2.4	2.8	2.5	2.3	2.2	2.4	187
194				2.4	2.2	2.2	2.6	2.3	2.2	2.7	2.4	2.3	2.7	2.4	2.3	2.4	2.4	2.2		2.2	194
201				2.3			2.4	2.2	2.2	2.6	2.3	2.2	2.6	2.3	2.2	2.3	2.2		2.2		201
208							2.3		2.1	2.4	2.2	2.1	2.4	2.2	2.1		2.2				208
215							2.2			2.3	2.2	2.1	2.4	2.2	2.1						215

TAB 1625336 / 1625413 / 1625490

Lifting heights Hauteurs de levage




Dimensions Encombrement



US2021

R₁ = All-wheel steering · Direction toutes roues

	Dimensions · Encombrement									
	A	A 6" *	B	C	D	E	F	α	β	β_1
16.00 R 25	13'1"	12'8"	9'10"	8'4"	12'4"	6'9"	1'5"	21°	26°	19°
20.5 R 25	13'1"	12'8"	10'2"	8'5"	12'4"	6'9"	1'5"	21°	26°	19°

* lowered · abaissé

Weights Poids



Axle Essieu	1	2	3	4	5	Total weight lbs Poids total lbs
lbs	26400	26400	26400	26400	26400	132000 ¹⁾

¹⁾ with 14300 lbs counterweight · avec contrepoids 14300 lbs



Load (kips) Forces de levage kips	No. of sheaves Poulies	No. of lines Brins	Weight lbs Poids lbs
282.2	9	16	2910
263.5	7	15	2730
198.4	5	11	1980
130	3	7	1540
57.3	1	3	1430
19.4	–	1	770

Working speeds Vitesses



		1	2	3	4	5	6	7	8	9	10	11	12	R 1	R 2	
16.00 R 25 20.5 R 25	mph	3.5	4.5	5.8	7.5	9.5	12.2	16.1	20.6	26.6	34.2	43.4	50	3.8	4.9	43 %
		1.6	2	2.6	3.3	4.2	5.3	7	9	11.6	14.9	18.9	24.2	1.7	2.1	55 %



Drive Mécanismes	infinitely variable en continu	Rope diameter / Rope length Diamètre du câble / Longueur du câble	Max. single line pull Effort au brin maxi.
	0 – 460 ft/min single line ft/min au brin simple	7/8" / 820 ft	19400 lbs
	0 – 460 ft/min single line ft/min au brin simple	7/8" / 820 ft	19400 lbs
	0 – 1.7 rpm		
	approx. 50 seconds to reach 82° boom angle env. 50 s jusqu'à 82°		
	approx. 511 seconds for boom extension from 43 ft – 203 ft env. 511 s pour passer de 43 ft – 203 ft		

Equipment Equipment

Crane carrier

Frame	Self-manufactured, weight-optimized and torsion resistant box-type design of high-tensile structural steel.
Outriggers	4-point supporting system, hydraulically telescopic into horizontal and vertical direction. Automatic levelling of crane. Electronic inclination indicator.
Engine	6-cylinder Diesel, make Liebherr, type D846 A7, watercooled, output 370 kW (503 h.p.) at 1900 rpm, max. torque 1737 lbs-ft at 1200 rpm – 1500 rpm. Exhaust emissions acc. to 97/68/EG stage 3 and EPA/CARB Tier 3. Fuel reservoir: 127 gallons.
Transmission	ZF 12-speed gear box with automatic control system AS-TRONIC. ZF-intarder fitted directly to the gear. Two-stage transfer case with lockable transfer differential.
Axles	Welded design, made of high-tensile fine grained steel. All axles steerable. Axles 2, 4 and 5 are planetary axles with differential locks.
Suspension	All axles are mounted on hydropneumatic suspension – “Niveaumatik suspension” and are lockable hydraulically.
Tyres	10 tyres, size: 16.00 R 25.
Steering	ZF-servocom power steering, dual circuit system with hydraulic servo system and auxiliary pump system, driven by the axle. At road displacement, axles 3, 4 and 5 electrohydraulically speed-dependent and from 18.6 mph, axles 3 and 4 are fixed to straight displacement. From 37.2 mph, axle 5 is fixed straight. Steering according to EG directive 70/311 EWG.
Brakes	Service brake: all-wheel servo-air brake, all axles are equipped with disc brakes, dual circuit. Parking brake: Spring brake actuator, acting on the wheels of the 2 nd and 5 th axle. Sustained-action brakes: Engine brake as exhaust retarder with Liebherr additional brake system ZBS. Intarder on gear. Brakes acc. to EG directives 71/320 EWG.
Driver's cab	Spacious, steel made, corrosion resistant cab, cataphoretic dip-primed, on resilient suspension with hydraulic shock absorbers, sound and heat absorbing internal panelling acc. to EG directive, safety glazing, operating and control instruments, comfortably equipped.
Electrical system	Modern data bus technique, 24 Volt DC, 2 batteries of 170 Ah each, lighting acc. to traffic regulations.

Crane superstructure

Frame	Self-manufactured, weight-optimized and torsion resistant welded design of high-tensile structural steel; linked by a triple-row roller slewing rim to the carrier for continuous rotation.
Crane engine	4-cylinder Diesel, make Liebherr, type D934S A6, watercooled, output 145 kW (197 h.p.) at 1800 rpm, max. torque 678 lbs-ft at 1100 rpm – 1500 rpm. Exhaust emissions acc. to 97/68/EG stage 3 and EPA/CARB Tier 3. Fuel reservoir: 75 gallons.
Crane drive	Diesel-hydraulic, with 5 axial piston variable displacement pumps, with servo-control and capacity control, 1 double gear pump. Compact hydraulic drive flanged to the Diesel engine. Drive assembly completely enclosed for noise abatement.
Control	Electronic control by the LICCON computer system (PLC control), 2 selfcentering hand control levers (joy-stick type), with winch and slewing gear signal devices. Infinitely variable crane motions.
Hoist gear	Axial piston variable displacement motor, Liebherr hoist drum with integrated planetary gear and spring-loaded static brake. Actuation by closed regulated oil circuit.
Luffing gear	1 differential ram with nonreturn valve.
Slewing gear	Axial piston fixed displacement motor, planetary gear, spring-loaded static brake.
Crane cab	All-steel construction, entirely galvanized, powder coated, with safety glazing, operating and control instruments, comfortably equipped, cab tiltable backwards.
Safety devices	LICCON safe load indicator, test system, hoist limit switch, safety valves to prevent pipe and hose ruptures.
Telescopic boom	Buckling and torsion resistant design of high-tensile structural steel, oviform boom profile, 1 base section and 5 telescopic sections. All telescopic sections hydraulically extendable independent of one another. Rapid-cycle telescoping system “Telematik”. Boom length: 43 ft – 203 ft.
Counterweight	70500 lbs basic counterweight.
Electrical system	Modern data bus technique, 24 Volt DC, 2 batteries of 170 Ah each.

Additional equipment

Swing-away jib	40 ft – 118 ft long, mountable to the telescopic boom at 0°, 22.5° or 45°, integrated erection jib of 18 ft. Hydraulic ram for operating the swing-away jib from 0° – 45° (option).
Telescopic boom extension	23 ft long lattice section, thus 23 ft higher pinning point for swing-away jib.
2nd hoist gear	For two-hook operation or for operation with swing-away jib if the hoist rope shall remain reeved.
Tyres	10 tyres, size 20.5 R 25.
Drive 10 x 8	Additional drive of the 1 st axle.
Additional counterweight	32000 lbs for a total counterweight of 102500 lbs.

Other items of equipment available on request.

Equipment Equipement

Châssis porteur

Cadre	Construction en caisse résistante à la torsion et optimisée en poids réalisée par Liebherr en acier de construction à grain fin très rigide.
Calage	Dispositif de calage horizontal et vertical en 4 points, entièrement déployable hydrauliquement. Nivellement automatique du calage. Indicateurs électroniques d'inclinaison.
Moteur	Moteur diesel, 6 cylindres, fabriqué par Liebherr, de type D846 A7, à refroidissement par eau, de 370 kW (503 ch) à 1900 rpm, couple max. 1737 lbs-ft à 1200 rpm – 1500 rpm. Emissions des gaz d'échappement conformes aux directives 97/68/EG partie 3 et EPA/CARB Tier 3. Capacité du réservoir à carburant: 127 gallons.
Boîte de vitesse	Boîte de vitesses ZF à 12 rapports, mécanisme automatisé à commande AS-TRONIC. Ralentisseur hydrodynamique ZF directement accouplé à la boîte. Boîte de transfert à 2 étages avec blocage de différentiel.
Essieux	Construction soudée en acier haute résistance à grains fins pour l'ensemble des 5 essieux. Tous les essieux sont directeurs. Essieux 2, 4 et 5 planétaires avec blocage du différentiel.
Suspension	Suspension hydropneumatique «Niveaumatik» - sur tous les essieux. Chaque essieu peut être bloqué hydrauliquement.
Pneumatiques	10 pneus de taille: 16.00 R 25.
Direction	Direction hydraulique ZF Servocom, à 2 circuits, assistée hydrauliquement, avec pompe auxiliaire entraînée par essieu. Lors de déplacements sur route, les essieux 3, 4 et 5 sont dirigés électrohydrauliquement en fonction de la vitesse, et à partir de 18.6 mph, les essieux 3 et 4 sont fixés en marche rectiligne. A partir d'env. 37.2 mph, l'essieu 5 est fixé en marche rectiligne. Direction conforme aux directives européennes 70/311 CE.
Freins	Freins de service: servofrein à air comprimé, tous les essieux sont munis de freins à disque, à 2 circuits. Frein à main: ressort accumulé agissant sur les roues des essieux 2 à 5. Freins continus: frein moteur par clapet sur échappement avec système de ralentissement Liebherr ZBS. Ralentisseur hydrodynamique accouplé à la boîte de vitesses. Freins conformes aux directives européennes 71/320 CE.
Cabine du conducteur	Cabine spacieuse en tôle d'acier traitement anti-corrosion par bain de cataphorèse, avec suspension élastique et amortisseurs hydrauliques, revêtement intérieur avec isolation phonique et thermique selon les directives européennes, glaces de sécurité, appareils de commande et de contrôle, équipement confortable.
Installation électrique	Technique moderne de transmission de données par BUS de données, courant continu 24 Volts, 2 batteries de 170 Ah chacune, éclairage conforme au code de la route.

Partie tournante

Cadre	Construction soudée résistante à la torsion et optimisée en poids réalisée par Liebherr en acier de construction à grain fin très rigide. Couronne d'orientation à rouleaux à 3 rangées permettant une rotation illimitée sert de pièce de liaison avec le châssis de la grue.
--------------	--

Moteur	Moteur diesel Liebherr, 4 cylindres, de type D934S A6, à refroidissement par eau, de 145 kW (197 ch) à 1800 rpm, couple max. 678 lbs-ft à 1100 rpm – 1500 rpm. Emissions des gaz d'échappement conformes aux directives 97/68/EG partie 3 et EPA/CARB Tier 3. Capacité du réservoir à carburant: 75 gallons.
Entraînement de la grue	Diesel hydraulique avec 5 pompes à débit variable à pistons axiaux, servocommande et régulation de la puissance, 1 double pompe à engrenages. Entraînement hydraulique compact, accouplé directement au moteur Diesel, mécanisme d'entraînement total fermé pour une bonne insonorisation.
Commande	Commande électronique par l'ordinateur LICCON (commande SPS). Deux leviers de commande à 4 positions et à autocentrage, avec capteur de rotation des treuils et du mécanisme d'orientation. Commande des mouvements progressive.
Mécanisme de levage	Moteur hydraulique à cylindrée variable, treuil de marque Liebherr avec réducteur planétaire à frein d'arrêt à lamelles intégrées, en circuit hydraulique fermé.
Mécanisme de relevage	1 vérin hydraulique différentiel avec clapets anti-retour de sécurité.
Dispositif de rotation	Moteur à cylindrée constante à pistons axiaux, engrenage planétaire, frein d'arrêt commandé par ressort.
Cabine du grutier	Construction en tôle d'acier entièrement zinguée avec peinture par poudrage et cuisson au four, avec glaces de sécurité, appareils de commande et de contrôle, équipement confortable. Cabine inclinable vers l'arrière.
Dispositif de sécurité	Contrôleur de charge, «LICCON», système test, limitation de la course pour le levage, soupape de sûreté contre la rupture de tubes et de tuyaux.
Flèche télescopique	Flèche télescopique en acier à haute résistance à grains fins, à profil ovale, 1 élément de base et 5 éléments télescopiques. Tous les éléments télescopiques indépendamment les uns des autres. Système de télescopage séquentiel rapide, «Telematik». Longueur de flèche: 43 ft – 203 ft.
Contrepoids	Plaque de base 70500 lbs.
Installation électrique	Technique moderne de transmission de données. Courant continu 24 Volts, 2 batteries de 170 Ah chacune.

Equipement supplémentaire

Fléchette pliante	Longueur: 40 ft – 118 ft, montable sous un angle de 0°, 22.5° ou 45°, fléchette de montage intégrée de 18 ft de long. Vérin hydraulique pour le relevage de la fléchette pliante de 0° à 45° (en option).
Rallonge flèche télescopique	Élément en treillis de 23 ft, de cette manière point d'articulation plus haute de 23 ft pour la flèche pliante.
2ème mécanisme de levage	Pour l'utilisation du deuxième crochet, ou bien pour une utilisation avec fléchette pliante lorsque le câble de levage principal rest mouflé.
Pneumatiques	10 pneus. Taille: 20.5 R 25.
Entraînement 10 x 8	Essieu 1 est entraîné additionnellement.
Contrepoids additionnel	32000 lbs pour un contrepoids total de 102500 lbs.

Autres équipements supplémentaires sur demande.

Remarks referring to load charts

1. The tabulated lifting capacities do not exceed 85% of the tipping load.
2. The crane's structural steelwork is in accordance with DIN 15018, part 3. Design and construction of the crane comply with DIN 15018, part 2, and with F. E. M. regulations.
3. The 85% overturning limit values take into account wind force 5 = wind speed 20 mph.
4. Lifting capacities are given in kips.
5. The weight of the hook blocks and hooks must be deducted from the lifting capacities.
6. Working radii are measured from the slewing centreline.
7. The lifting capacities given for the telescopic boom only apply if the folding jib is taken off.
8. Lifting capacities above 246900 lbs / 282200 lbs only with additional pulley block/special equipment.

Remarques relatives aux tableaux des charges

1. Les forces de levage indiquées ne dépassent pas 85% de la charge de basculement.
2. La norme DIN 15018, 3ème partie est appliquée pour les charpentes. La construction de la grue est réalisée conformément à la norme DIN 15018, 2ème partie, et aux règles de la F. E. M.
3. A 85% de la charge de basculement, il a été tenu compte d'un vent de force 5 = vitesse de vent 20 mph.
4. Les forces de levage sont données en kips.
5. Les poids des moufles et crochets doit être soustrait des charges indiquées.
6. Les portées sont calculées à partir de l'axe de rotation.
7. Les forces indiquées pour la flèche télescopique s'entendent fléchette dépliée déposée.
8. Forces de levage plus de 246900 lbs / 282200 lbs seulement avec moufle additionnel/équipement supplémentaire.